



NORTH BAY WATER REUSE PROGRAM

Expanding Water Supplies with Regional Reuse

BOARD OF DIRECTORS MEETING

AGENDA

**Monday, May 21, 2018
9:30 AM**

**Novato City Hall Council Chambers
901 Sherman Avenue, Novato, CA 94945**

Members and Consultants unable to attend in person may call in: +1 (602) 567-4030
(Local dial in); +1(888)227-0011 (Toll Free) Access code: 1980;
<https://conferencing.brwncaled.com/conference/1980>

- 1. Call to Order (1 minute)**
- 2. Roll Call (1 minute)**
- 3. Public Comment (3 minutes)**
(Any member of the public may address the Board at the commencement of the meeting on any matter within the jurisdiction of the Board. This should not relate to any item on the agenda. It is the policy of the Authority that each person addressing the Board limit their presentation to three minutes. Non-English speakers using a translator will have a time limit of six minutes. Any member of the public desiring to provide comments to the Board on an agenda item should do so at the time the item is considered. It is the policy of the Authority that oral comments be limited to three minutes per individual or ten minutes for an organization. Speaker's cards will be available in the Boardroom and are to be completed prior to speaking.)
- 4. Introductions (2 minutes)**
- 5. Board Meeting Minutes of February 26, 2018 (2 minutes)**
(The Board will consider approving the minutes from the February 26, 2018 Board meeting.)
- 6. Report from the Chair (10 minutes)**
(The Chair will report on the following items.)
 - 6.a Consultant Progress Reports**
 - 6.b Financial Reports**

**Action
Pages 6 – 9**

**Information and
Discussion
Pages 12 – 25
Pages 26 – 40**

**North Bay Water Reuse Authority • c/o Sonoma County Water Agency, 404 Aviation Boulevard, Santa Rosa, CA 95403
707-235-8965 • NBWRA.org**

County of Marin • Las Gallinas Valley Sanitary District • Novato Sanitary District • Marin Municipal Water District • North Marin Water District • Sonoma County Water Agency
City of Petaluma • Sonoma Valley County Sanitation District • County of Napa • Napa Sanitation District • City of American Canyon

- | | |
|---|--|
| Information and Discussion
Pages 41 – 42 | 7. Board Information Requests (2 minutes)
(The Board will be provided with a brief update on their information requests.) |
| Discussion
Pages 43 – 48 | 8. Discussion and Direction: Could NBWRA be Integrated Under NorthBay WATER (20 minutes)
(The Board will discuss and provide direction on the issue of whether NBWRA could be Integrated with NorthBay WATER) |
| Action
Pages 49 – 53 | 9. Approval of the FY2018/19 Budget and Meeting Dates (10 minutes)
(The Board will consider the approval of the FY2018/19 Budget and meeting dates.) |
| Information
Pages 55 – 55 | 10. Phase 1: Status and Activities (10 minutes)
(The Board will be updated on Phase 1 status and activities.) |
| Information
Pages 56 – 82 | 11. Phase 2: Status and Activities (10 minutes)
(The Board will be updated Phase 2 status and activities.) |
| Discussion
Pages 83 – 84 | 12. Items for Future Discussion and Action (5 minutes)
(The Board will consider items for future discussion and action.) |
| Information
Page 85 | 13. Comments from Chair and Board Members (5 minutes)
(The Chair and Board members may make brief announcements or reports on his or her own activities, pose questions for clarification, and/or request that items be placed on a future agenda. Except as authorized by law, no other discussion or action may be taken.) |
| Page 86 | 14. Adjournment (1 minute) |

Next Board Meeting Monday, July 23, 2018, 9:30 A. M., Novato City Hall

(In compliance with the Americans with Disabilities Act of 1990, if you need special assistance to participate in a Board meeting, or you need a copy of the agenda, or the agenda packet, in an appropriate alternative format, please contact the Program Manager at (510) 410-5923. Notification of at least 48 hours prior to the meeting or time when services are needed will assist in assuring that reasonable arrangements can be made to provide accessibility to the meeting or service. A copy of all the documents constituting the agenda packet is available for public inspection prior to the meeting at 404 Aviation Boulevard, Santa Rosa, CA 95403. Any person may request that a copy of the agenda or the agenda packet be mailed to them for a fee of \$.10 per page plus actual mailing costs. If you wish to request such a mailing, please contact Chuck Weir, Weir Technical Services, 3026 Ferndale Court, Pleasanton, CA 94588, 510-410-5923, chuckweir@sbcglobal.net. The agenda for each meeting is also available on-line at www.nbwra.org and will be available at the meeting.)

North Bay Water Reuse Authority • c/o Sonoma County Water Agency, 404 Aviation Boulevard, Santa Rosa, CA 95403
707-235-8965 • NBWRA.org



NBWRA Board Meeting

May 21, 2018



Today's Agenda

- 💧 Items 1-5: Regular Meeting Business
- 💧 Item 6: Report from the Chair
- 💧 Item 7: Board Information Requests
- 💧 Item 8: Discussion and Direction: Could NBWRA be Integrated Under NorthBay WATER
- 💧 Item 9: Consideration and Action: FY 18/19 Budget and Meeting Dates
- 💧 Item 10: Phase 1: Status and Activities
- 💧 Item 11: Phase 2: Status and Activities
- 💧 Item 12: Items for Future Discussion and Action
- 💧 Item 13: Comments from Chair and Board Members
- 💧 Item 14: Adjourn



Regular Meeting Business

Items 1-5



**North Bay Water Reuse Authority
Board of Directors Meeting
Minutes
February 26, 2018**

1. Call to Order

Chair Rabbitt called the meeting to order at 9:30 a.m. on Monday, February 26, 2018 at the Novato City Hall Council Chambers, 901 Sherman Avenue, Novato, CA. Members, consultants, and others who were unable to attend participated via telephone, 1 (602) 567-4030 (Local dial in). 1-888-227-0011 (Toll Free), access code 1988; and the internet at:

<https://Conferencing2.brwncaid.com/conference/1988>

2. Roll Call

PRESENT:	David Rabbitt, Chair	Sonoma County Water Agency
	Jill Techel, Vice Chair	Napa Sanitation District
	Mariam Aboudamous	City of American Canyon
	Jack Baker	North Marin Water District
	Rabi Elias	Las Gallinas Valley Sanitary District
	Jack Gibson	Marin Municipal Water District
	Susan Gorin	Sonoma Valley County Sanitation District
	Jerry Peters	Novato Sanitary District
	Belia Ramos	Napa County
	Dan St. John	City of Petaluma

ABSENT: Marin County

OTHERS

PRESENT:	Chuck Weir, Program Manager	Weir Technical Services
	Kevin Booker	Sonoma County Water Agency
	Ginger Bryant	Bryant & Associates
	Anne Crealock	Sonoma County Water Agency
	Grant Davis	Sonoma County Water Agency
	Chris DeGabriele	Las Gallinas Valley Sanitary District
	Jim Grossi	North Marin Water District
	Rene Guillen	Brown and Caldwell
	Tim Healy	Napa Sanitation District
	Jay Jasperse	Sonoma County Water Agency
	Pam Jeane	Sonoma County Water Agency
	Chris Landwehr	Data Instincts
	Drew McIntyre	North Marin Water District
	Mark Millan	Data Instincts
	Phillip Miller	Napa County
	Jim O'Toole	ESA
	Pilar Oñate-Quintana	The Oñate Group
	Larry Russell	Marin Municipal Water District
	Mike Savage	Brown and Caldwell

Brad Sherwood
 Jake Spaulding
 Paul Sellier
 Jeff Tucker
 Rocky Vogler

Sonoma County Water Agency
 Sonoma County Water Agency
 Marin Municipal Water District
 Napa Sanitation District
 North Marin Water District

3. Public Comments

There were no comments from the public

4. Introductions

Introductions were not made.

5. Board Meeting Minutes of December 4, 2017.

The minutes of the December 4, 2017 meeting were unanimously approved by the Board, with Director Ramos abstaining.

6. Election of Officers

The Memorandum of Understanding requires that the Board elect a Chair and Vice Chair at its first meeting of each calendar year. David Rabbitt was nominated for Chair and Jill Techel was nominated for Vice Chair. The nominations were unanimously approved by the Board.

7. Report from the Chair

a. Consultant Progress Reports

The Board reviewed the consultant progress reports for November and December 2017 and January 2018.

b. Financial Reports

The Board reviewed the Financial Reports for Fiscal Year 2017/18 through January 31, 2018.

c. Phase 1 Status Report

An update was not provided.

8. Board Information Requests

There were no Board information requests at this time.

9. Draft FY2018/19 Budget

Mike Savage provided a summary of the draft FY2018/19 Budget. He noted that the proposed budget was approximately \$90,000 less than the FY2017/18 Budget. Jim O'Toole discussed additional services required to complete the Phase 2 EIR/EIS. Chair Rabbitt asked if it was typical for cultural resources review, Native American AB 52 review, and Section 106 consultation to cause delays in the approval process. Jim O'Toole replied that is normally the case. Jake Spaulding discussed scope changes and efficiencies for the Water Agency resulting in a reduction of estimated administrative costs by \$77,500 compared to last FY. He also discussed reasons some administrative costs have been shifted from joint use to Phase 2. Vice Chair Techel asked about the costs for public involvement. Mark Millan responded that the costs were for the EIR/EIS public notice process, meeting coordination, EIR/EIS public hearing facilitation,

website management, and producing support materials. The Board noted that they will be asked to approve the FY2018/19 Budget at the May 21, 2018 meeting.

10. Program Development, Federal, and State Advocacy Update

Ginger Bryant reported Phase 2 Implementation Funding. Phase 2 is valued at \$72.4 million per the Feasibility Study. Efforts in Washington D.C. are ongoing to secure 25% funding, \$18.1 million from the Title XVI WaterSMART Grant Program. She discussed funding levels in the 2018 and 2019 budgets. It is likely that there will be cuts in WaterSMART funding in the President's budget. Efforts are underway to restructure the Title XVI Program to support competition between similarly scaled projects and to revise the economic analysis to address the value of recycled water projects.

Pilar Oñate-Quintana provided a summary of State Advocacy activities including water conservation, legislation of interest, bond issues on the ballot in June 2018, and key legislative positions in 2018.

11. Engineering, Environmental, and Public Involvement Services Report

Mike Savage an update on the status of the Phase 2 Feasibility Report. An ADA compliant version is available on the website. He also summarized engineering efforts to support the EIR/EIS process and Phase 2 construction grant applications

Jim O'Toole provided a summary of the plans for completing the Phase 2 EIR/EIS by June 2018. He summarized the current status of the EIR/EIS draft review process as well as the Section 106 Section 7 consultations. He reviewed the schedule for the next three months as well as key dates in the approval process. Public hearings will be held in late April and early May. Approval by the member agencies is scheduled for completion by the end of June. The Record of Decision should be completed by June and a notice published in the Federal Register in July.

Mark Millan discussed public outreach and communication issues. His team continually updates the website and coordinated with ESA on the upcoming public hearings for the EIR/EIS. They are also preparing materials for the February 28, 2018 Legislative Day in Sacramento as well as for the tour on March 7, 2018. Lastly he noted that the public comment period on the Science Advisory Panel report on monitoring recycled water for constituents of emerging concern (CECs) will end on March 2, 2018.

12. Items for Future Discussion and Action

Items for the next meeting include the following: regular reports, approval of the FY2018/19 Budget and meeting dates, status of Phase 2 EIR/EIS, and status of the Phase 2 Construction Grant application Pending approval of the Budget, quarterly meeting dates for FY2018/19 are July 23, 2018, October 22, 2018, January 28, 2018, and April 22, 2018.

13. Comments from Chair and Board Members

There were no additional comments.

14. Adjournment

Chair Rabbitt adjourned the meeting at 10:39 a.m. The next meeting will be Monday, May 21, 2018 at 9:30 a.m. at Novato City Hall.

Minutes approved by the Board _____

Charles V. Weir
Program Manager

C:\Users\Chuck\Documents\Weir Technical Services\NBWRA\Agendas\2018\2018-02\2018-02-26_NBWRA_Board_Minutes.docx

Report from the Chair

Item 6



NBWRA Reports

- See Packet for
 - Consultant Activity Reports
 - Financial Report

**North Bay Water Reuse Authority
Program Development, Federal and State Advocacy
February 2018 Activity Summary's**

Bryant & Associates ~ Program Development

- Prepared for and attended Sacramento Capitol office visits
- Prepared for and attended NBWRA Board meeting
- Activities in coordination with The Ferguson Group:
 - Follow up materials and information requested for Title XVI funding, grant criteria and program reform
 - Prepared for GAO tour re Title XVI program report to Congress

The Ferguson Group ~ Federal Advocacy

- **WIIN Act Implementation.**—TFG focused on building support for changes to the implementation of the federal drought relief legislation adopted as part of the “Water Infrastructure Improvements for the Nation (WIIN) Act” ([S. 612](#)). Among other things, the WIIN Act included \$50 million to support the construction of currently unauthorized water reuse and recycling projects, which creates a clear opportunity for funding Phase 2 of the North Bay program. As reported earlier, TFG worked with the authors of the WIIN Act Title XVI provisions and the Bureau of Reclamation (Reclamation) to ensure that North Bay’s Phase 2 project would be deemed eligible to compete for the available Title XVI funding.
- **Fiscal Year 2018.**—TFG also continued efforts to push for higher levels of funding for Title XVI WIIN Act authorized projects in Fiscal Year 2018. The House and Senate have both approved \$10 million for Title XVI WIIN Act authorized water reuse projects. TFG has been working with North Bay to seek higher levels of funding in the final omnibus appropriations bill. Higher levels of funding will, we believe, increase the opportunity for the Authority to be successful in securing Title XVI funding in the next competitive funding opportunity announcement (FOA) for WIIN Act authorized projects. TFG also worked with the Authority to seek approval Statement of Managers language to accompany the omnibus funding bill for FY 2018 to direct Reclamation to take such steps as are necessary to ensure an equitable consideration of the benefits of different types of water recycling projects and programs as well as to urge accelerated funding for the WIIN Act authorized Title XVI projects, like the Authority’s Phase 2 project.
- **Fiscal Year 2019.**—TFG also continued to advocate for higher levels of funding for FY 2019 for Title XVI overall and the WIIN Act authorized Title XVI projects. The Authority continued to lead efforts to push for \$50 million or more to be appropriated to accelerate work on all water reuse projects under Title XVI, and as much as \$20 million to WIIN Act authorized water reuse projects. TFG also worked with the Authority to begin efforts to seek an increase in the \$50 million authorized under the WIIN Act for new water reuse projects.

The Onate Group ~ State Advocacy

- Continued discussions with NBWRA staff re: Feb. 26 meeting.
- Presented PowerPoint slides at both the NBWRA meeting and the North Bay Water meeting (different presentations for each).
- Continued planning for February 28 lobbying day in Sacramento.
- Requested updates on Petaluma project for purposes of Senator Dodd meeting.
- Participated in February 28 meetings with NBWRA leadership and area legislators/offices.

- Sent brief summary of day to participating NBWRA staff.
- Monitored WateReuse and ACWA information of potential interest.

**North Bay Water Reuse Authority
Program Development, Federal and State Advocacy
March 2018 Activity Summary's**

Bryant & Associates ~ Program Development

- Prepared for and attended GAO tour
- Worked on comments for new Title XVI grant criteria
- Participated in monthly team conference call
- Activities in coordination with The Ferguson Group:
 - Continued work on Title XVI funding in Omnibus appropriations bill, new grant criteria and program reform

The Ferguson Group ~ Federal Advocacy

- **WIIN Act Implementation.**—TFG focused on building support for changes to the implementation of the federal drought relief legislation adopted as part of the “Water Infrastructure Improvements for the Nation (WIIN) Act” ([S. 612](#)). Among other things, the WIIN Act included \$50 million to support the construction of currently unauthorized water reuse and recycling projects, which creates a clear opportunity for funding Phase 2 of the North Bay program. As reported earlier, TFG worked with the authors of the WIIN Act Title XVI provisions and the Bureau of Reclamation (Reclamation) to ensure that North Bay’s Phase 2 project would be deemed eligible to compete for the available Title XVI funding.
- **Fiscal Year 2018.**—TFG worked successfully with North Bay to secure a doubling of funds for Title XVI WIIN Act authorized projects in Fiscal Year 2018, increasing the amount allocated to WIIN Act authorized Title XVI projects from \$10 million in FY 2017 to \$20 million in FY 2018. Overall, Title XVI funding was increased from \$34.4 million in FY 2017 to \$54.4 million in FY 2018. Higher levels of funding will, we believe, increase the opportunity for the Authority to be successful in securing Title XVI funding in the next competitive funding opportunity announcement (FOA) for WIIN Act authorized projects.
- TFG also worked with the Authority to successfully win approval of Statement of Managers language to accompany the omnibus funding bill for FY 2018 to direct Reclamation to take such steps as are necessary to ensure an equitable consideration of the benefits of different types of water recycling projects and programs as well as to urge accelerated funding for the WIIN Act authorized Title XVI projects, like the Authority’s Phase 2 project (see below).
Title XVI Evaluation Criteria.—*The Secretary is directed to review the technical proposal evaluation criteria in future funding opportunity announcements associated with water recycling and reuse projects to ensure that a diversity of water recycling projects are able to equitably compete for funding. When evaluating projects for available funding, the Secretary is directed to consider that a project's economic benefits can be measured in multiple ways, not only through cost per acre-foot of water generated, to ensure an equitable comparison of projects. Further, the Secretary is directed to consider the cost per acre-foot of each project in comparison to other water supply alternatives available within the project area and the cost per acre-foot of water generated by projects with similar characteristics.*
- **Fiscal Year 2019.**—TFG continues to advocate for higher levels of funding for FY 2019 for Title XVI overall and the WIIN Act authorized Title XVI projects. The Authority continued to lead efforts to push for no less than \$54.4 million, the same level appropriated in FY 2018, to be appropriated to accelerate work on all water reuse projects under Title XVI, including no less than \$20 million to WIIN Act authorized water reuse projects. TFG also worked with the

Authority to begin efforts to seek an increase in the \$50 million authorized under the WIIN Act for new water reuse projects.

The Onate Group ~ State Advocacy

- Monitored legislation of potential interest to NBWRA.
- Provided information regarding SWRCB funding workshops.
- Monitored WateReuse and ACWA information of potential interest and attended ACWA lobby meetings.

**North Bay Water Reuse Authority
Program Development, Federal and State Advocacy
April 2018 Activity Summary's**

Bryant & Associates ~ Program Development

- Follow up call with GAO team
- Submitted comments on DRAFT Title XVI grant criteria
- Participated in monthly team conference call
- Prepared for May 21, 2018 Board meeting
- Activities in coordination with The Ferguson Group:
 - Continued work on new grant criteria and program reform

The Ferguson Group ~ Federal Advocacy

- **WIIN Act Implementation.**—TFG focused on building support for changes to the implementation of the federal drought relief legislation adopted as part of the “Water Infrastructure Improvements for the Nation (WIIN) Act” ([S. 612](#)). Among other things, the WIIN Act included \$50 million to support the construction of currently unauthorized water reuse and recycling projects, which creates a clear opportunity for funding Phase 2 of the North Bay program. As reported earlier, TFG worked with the authors of the WIIN Act Title XVI provisions and the Bureau of Reclamation (Reclamation) to ensure that North Bay’s Phase 2 project would be deemed eligible to compete for the available Title XVI funding.
- **Fiscal Year 2019.**—TFG continues to advocate for higher levels of funding for FY 2019 for Title XVI overall and the WIIN Act authorized Title XVI projects. The Authority continued to lead efforts to push for no less than \$54.4 million, the same level appropriated in FY 2018, to be appropriated to accelerate work on all water reuse projects under Title XVI, including no less than \$20 million to WIIN Act authorized water reuse projects. TFG also worked with the Authority to begin efforts to seek an increase in the \$50 million authorized under the WIIN Act for new water reuse projects.
- **Other Issues of Priority.**—TFG also worked to secure amendments in various pieces of legislation to authorize Joint Powers Authorities to compete and receive awards for competitive grant funds under WaterSMART, Title XVI and programs authorized under the conservation title of the farm bill. TFG also worked to secure a permanent removal of the 250,000-acre limitation on the watershed and flood prevention program, which offers a new source of federal assistance for the Authority to partner with growers in the three-county region on off-farm water storage, conveyance and management infrastructure improvement projects.

The Onate Group ~ State Advocacy

- Monitored legislation of potential interest to NBWRA.
- Provided update information regarding SWRCB funding workshops and monitored April 27 webcast.
- Monitored WaterReuse and ACWA information of potential interest and attended ACWA lobby meetings.



AGREEMENT FOR ENGINEERING, ENVIRONMENTAL, AND PUBLIC OUTREACH SERVICES FOR NORTH BAY WATER REUSE AUTHORITY

ACTIVITIES JANUARY 26, 2018 THROUGH FEBRUARY 22, 2018

TASK 1 WORKSHOPS/PUBLIC OUTREACH/MGT

1.1 Workshops

- Conference calls regarding February Board meeting topics
- Multiple draft versions of Board presentation
- Finalize February Board presentation

1.3 Public Involvement

- Phone calls with project team members for collaboration on preparation of upcoming Board Workshop and Meetings.
- Updating and maintaining relevant program content and news articles on project web site.
- Provide project information to Board members as requested.
- Coordinate and prepare materials for SAC Feb. 28 legislative outreach effort and for anticipated March 7 GOA tour
- Coordinate updates to NBWRP website and materials
- Prepare materials for and attend February 26 Board meeting
- Coordinate production of draft DEIR notification ads, postcard notice, and press release.

1.4 Administration

- Performed project invoicing and developed activities report

TASK 2 TITLE XVI FEASIBILITY STUDY/REPORT

- ADA checklist compliance
- Add alternative text to all tables and perform formatting checks
- Develop ADA approved PDF
- Engineering review of Napa SD relocated Operational Storage Pond

TASK 3 ENVIRONMENTAL EVALUATION

- Address SCWA comments on ADEIR 1 Sections
- Prepare and submit ADEIR 2 Sections to member Agencies and USBR for review
- Install, launch, troubleshoot, and utilize "DREW" comment tracking tool, as requested by USBR
- Alternatives and Cumulative Analysis
- Section 106 Cultural and wetlands work (Soscol Survey and Report)
- Coordinate and attend trial meetings

- Coordination calls with Napa SD to refine Operational Storage Pond siting, hydraulic and sizing considerations to avoid cultural resources as well as accommodate existing utilities.
- Update GIS mapping
- Cross check 2015 UWMPs tables for all agencies
- Participate in calls with ESA and B&C.
- As-needed coordination with ESA..
- Weekly conference calls to discuss EIR/EIS status.
- As-needed engineering coordination

TASK 4 FINANCIAL CAPABILITIES DETERMINATION

- No Activity

TASK 5 PHASE 2 GRANT APPLICATION AND MANAGEMENT

- No Activity

TASK 6 PHASE 1 SERVICES

- No Activity



AGREEMENT FOR ENGINEERING, ENVIRONMENTAL, AND PUBLIC OUTREACH SERVICES FOR NORTH BAY WATER REUSE AUTHORITY

ACTIVITIES FEBRUARY 23, 2018 THROUGH MARCH 29, 2018

TASK 1 WORKSHOPS/PUBLIC OUTREACH/MGT

1.1 Workshops

- Attend and present at the Board meeting

1.3 Public Involvement

- Phone calls with project team members for collaboration on preparation of upcoming Board Workshop and Meetings.
- Updating and maintaining relevant program content and news articles on project web site.
- Provide project information to Board members as requested.
- Coordinate and prepare materials and participate in March 7 GOA tour
- Coordinate and assemble NBWRP materials for GOA tour
- Coordinate edits and production of draft DEIR notification ads, postcard notice, and press release
- Coordinate media placements and print production of draft DEIR notification ads, and postcard notice.

1.4 Administration

- Performed project invoicing and developed activities report

TASK 2 TITLE XVI FEASIBILITY STUDY/REPORT

- SharePoint coordination meeting for cleanup and develop new structure for files

TASK 3 ENVIRONMENTAL EVALUATION

- Coordination calls with Napa SD to finalize Operational Storage Pond siting, hydraulic and sizing considerations and pipeline alignments to avoid cultural resources as well as accommodate existing utilities.
- Update GIS mapping and perform grading analysis calculations and Civil3D
- Update cost estimate for new orientation
- Call with Napa SD to discuss pond modifications and other concerns

TASK 4 FINANCIAL CAPABILITIES DETERMINATION

- No Activity

TASK 5 PHASE 2 GRANT APPLICATION AND MANAGEMENT

- No Activity

TASK 6 PHASE 1 SERVICES

- Initial strategy discussions regarding Phase1 closeout and contract completion



AGREEMENT FOR ENGINEERING, ENVIRONMENTAL, AND PUBLIC OUTREACH SERVICES FOR NORTH BAY WATER REUSE AUTHORITY

ACTIVITIES MARCH 30, 2018 THROUGH APRIL 27, 2018

TASK 1 WORKSHOPS/PUBLIC OUTREACH/MGT

1.1 Workshops

- Develop concepts for May Board meeting
- Review budgets and cost allocations for presentation
- Develop draft slides regarding Engineering and Planning report

1.3 Public Involvement

- Phone calls with project team members for collaboration on preparation of upcoming Board Workshop and Meetings.
- Updating and maintaining relevant program content and news articles on project web site.
- Provide project information to Board members as requested.
- Participate on GOA interview call (4/27)
- Coordinate media placements of DEIR notification ads, postcard notice, and press release/ coordinate final costs, receipts and verifications
- Participate in discussions on future of NBWRA
- Review and prepare for May 21 NBWRA Board meeting

1.4 Administration

- Review contract and subcontracts for potential adjustments
- Performed project invoicing and developed activities report

TASK 2 TITLE XVI FEASIBILITY STUDY/REPORT

- SharePoint file reorganization and cleanup
- Review of upcoming tasks for ramp down of activities
-

TASK 3 ENVIRONMENTAL EVALUATION

- Address Member Agency and US BOR comments on Admin Draft 2
- Prepare and submit Screencheck draft to Member Agencies and US BOR for review
- Install, launch, troubleshoot, and utilize "DREW" comment tracking tool, as requested by US BOR
- Alternatives and Cumulative Analyses
- Address Member Agency and US BOR comments on Screencheck Draft
- Revise document to meet ADA and Executive Order 13807 requirements

- Weekly SCWA/Team Coordination Calls
- Monthly invoicing and coordination

TASK 4 FINANCIAL CAPABILITIES DETERMINATION

- No Activity

TASK 5 PHASE 2 GRANT APPLICATION AND MANAGEMENT

- No Activity

TASK 6 PHASE 1 SERVICES

- Initial strategy discussions regarding Phase1 closeout and contract completion

Weir Technical Services
Program Management Services for North Bay Water Reuse Authority (FY 2014/2015, FY
2015/2016, FY 2016/2017, FY2017/2018)

Sonoma County Water Agency Project-Activity Code N0001D034

February 2018 Progress Report

2.1 Task 1: Authority Board of Directors (Board) and Technical Advisory Committee (TAC) Meeting Management

- Email review and response regarding meeting scheduling with Agency and member agencies.
- Prepared and distributed Board Agenda packet for February 26, 2018 meeting.
- Traveled to and from office to Novato to attend February 26, 2018 Board meeting.
- Reviewed news articles distributed by outreach consultant.
- Updated distribution lists.

2.2 Task 2: Financial Management

- Updated consultant cost tracking spreadsheet and reconciled with Agency trust worksheet. .

2.3 Task 3: Project Support and Review

- There was no activity for this task during the reporting period.

2.4 Task 4: Program Planning

- Filed emails and updated accounting files.
- Prepared and submitted January 2018 invoice for Program Management services.

2.5 Task 5: Governance Issues

- There was no activity for this task during the reporting period.

Weir Technical Services
Program Management Services for North Bay Water Reuse Authority (FY 2014/2015, FY
2015/2016, FY 2016/2017, FY2017/2018)

Sonoma County Water Agency Project-Activity Code N0001D034

March 2018 Progress Report

2.1 Task 1: Authority Board of Directors (Board) and Technical Advisory Committee (TAC) Meeting Management

- Requested and reviewed information from consultants regarding attendance and action items from February 26, 2018 Board meeting. Drafted February 26, 2018 Board meeting minutes and distributed for review. Revised same based on comments received.
- Finalized December 4, 2017 Board meeting minutes, made ADA compliant, and forwarded to outreach consultant for website posting.
- Reviewed news articles and information items distributed by consultants.
- Updated distribution lists.

2.2 Task 2: Financial Management

- There was no activity for this task during the reporting period.

2.3 Task 3: Project Support and Review

- There was no activity for this task during the reporting period.

2.4 Task 4: Program Planning

- Filed emails and updated accounting files.
- Prepared and submitted February 2018 invoice for Program Management services.

2.5 Task 5: Governance Issues

- There was no activity for this task during the reporting period.

Weir Technical Services
Program Management Services for North Bay Water Reuse Authority (FY 2014/2015, FY
2015/2016, FY 2016/2017, FY2017/2018)

Sonoma County Water Agency Project-Activity Code N0001D034

April 2018 Progress Report

2.1 Task 1: Authority Board of Directors (Board) and Technical Advisory Committee (TAC) Meeting Management

- Reviewed and forwarded items of information regarding paper on energy savings of recycled water projects, State Board SSO workshops, and availability of position on the Wastewater Operator Certification Advisory Board.
- Email communication with outreach consultant regarding meeting minutes and updates on agency contacts.
- Reviewed news articles and information items distributed by consultants.
- Updated distribution lists.

2.2 Task 2: Financial Management

- There was no activity for this task during the reporting period.

2.3 Task 3: Project Support and Review

- Email communication with consultant team and Water Agency regarding participation as MC in the EIR/EIS Public Hearings. Reviewed and commented on script for the public hearings.
- Reviewed notices of public hearings and noted an error on one of the dates, and notified consultant team. Follow up email communication.

2.4 Task 4: Program Planning

- There was no activity for this task during the reporting period.

2.5 Task 5: Governance Issues

- There was no activity for this task during the reporting period.

North Bay Water Reuse Authority

May 9, 2018

Consultant Cost Tracking

Fiscal Year 2017/18

	Feb-18	Mar-18	Apr-18	FY2017/18 YTD	Approved FY2017/18	Prior FY Carryover	Total Available	Amount Remaining
Phase 1 Support								
Grant Applications & Management - B&C			576	4,032	-	49,134	49,134	45,102
Total Costs for Phase 1 Support	-	-	576	4,032	-	49,134	49,134	45,102

Phase 2 Support								
Program Development - Bryant & Associates	9,127	8,963	8,820	91,002	110,850	-	110,850	19,848
Federal Advocacy - The Ferguson Group, sub to Bryant & Associates	6,239	5,071	5,000	51,787	65,000	-	65,000	13,213
Total Costs for Phase 2 Support	15,366	14,034	13,820	142,789	175,850			

Phase 2 Feasibility Study								
Engineering Tasks 1 & 5: Mtgs, Admin, Grant Admin, Outreach - B&C	7,586	11,373	15,862	136,646	150,814	122,099	272,913	136,267
Engineering Task 2 Feasibility Study - B&C	5,823	8,798	7,417	48,543	-	140,366	140,366	91,823
Engineering Tasks 3 & 4, Environmental & Financial Capability - B&C	78,009	65,993	13,917	680,176	-	774,729	774,729	94,553
SCWA Administration - Grants and EIR/EIS - SCWA	19,388	7,897		186,511	75,479	157,414	232,893	46,382
Total Costs for Study	110,806	94,060	37,196	1,051,875	226,293	1,194,607	1,420,900	369,025
Total Costs for Phase 2	126,172	108,095	51,016	1,194,664	402,143			

Joint Use								
Program Management - Weir	1,767	960	640	24,550	37,500	51,962	89,462	64,911
State Advocacy - The Onate Group (Sub to Bryant)	3,000	3,000	3,000	30,000	36,000	-	36,000	6,000
SCWA Administration	14,489	5,507	4,467	92,510	120,000	36,387	156,387	63,878
Total Costs for Joint Use	19,256	9,467	8,107	147,060	193,500	88,349	281,849	134,789

Total Costs								
Planning, Engineering, and Funding Management - B&C	91,418	86,164	37,772	869,396	150,814	1,086,328	1,237,142	367,745
Program Development and Federal/State Advocacy - Bryant & Associates	18,366	17,034	16,820	172,789	211,850	-	211,850	39,061
Program Management - Weir	1,767	960	640	24,550	37,500	51,962	89,462	64,911
SCWA Administration	33,877	13,404	4,467	279,021	195,479	193,801	389,280	110,259
Total Costs for NBWRA	145,428	117,562	59,699	1,345,756	595,643	1,332,090	1,927,733	581,977

**North Bay Water Reuse Authority
Project Cost Summary
as of May 8, 2018**

TOTAL FY 17/18 PROJECT COSTS							
Project	Consultant	Budget	Past Fiscal Year Carryover	Total	Total Expenses in FY 17/18	Remaining Funds	Percent Remaining
Planning, Engineering and Funding Management	Brown & Caldwell	176,614.00	1,086,327.62	1,262,941.62	740,203.70	522,737.92	41.39%
Program Development and Federal/State Advocacy	Bryant & Associates	211,850.00	-	211,850.00	155,968.90	55,881.10	26.38%
Program Management	Weir Technical Services	37,500.00	51,961.65	89,461.65	22,950.31	66,511.34	74.35%
SCWA Administration	SCWA	195,479.00	193,800.73	389,279.73	319,131.45	70,148.28	18.02%
TOTAL BUDGET		\$ 621,443.00	\$ 1,332,090.00	\$ 1,953,533.00	1,238,254.36	\$ 715,278.64	36.61%
Phase 1							
Project	Consultant	Budget	Past Fiscal Year Carryover	Total	Total Expenses in FY 17/18	Remaining Funds	Percent Remaining
Grant Applications and Management - B&C	Brown & Caldwell	-	49,134.01	49,134.01	3,456.00	45,678.01	92.97%
Program Development - B&A	Bryant & Associates	-	-	-	-	-	0.00%
Federal Advocacy (TFG sub) - B&A	Bryant & Associates	-	-	-	-	-	0.00%
TOTAL BUDGET		\$ -	\$ 49,134.01	\$ 49,134.01	\$ 3,456.00	\$ 45,678.01	0.00%
Phase 2 - Support							
Project	Consultant	Budget	Past Fiscal Year Carryover	Total	Total Expenses in FY 17/18	Remaining Funds	Percent Remaining
Program Development - B&A	Bryant & Associates	110,850.00	-	110,850.00	82,181.84	28,668.16	25.86%
Federal Advocacy (TFG sub) - B&A	Bryant & Associates	65,000.00	-	65,000.00	46,787.06	18,212.94	28.02%
TOTAL BUDGET		\$ 175,850.00	\$ -	\$ 175,850.00	128,968.90	\$ 46,881.10	26.66%
Phase 2 - Feasibility Study							
Project	Consultant	Budget	Past Fiscal Year Carryover	Total	Total Expenses in FY 17/18	Remaining Funds	Percent Remaining
Engineering Tasks 1 & 5: Mtgs, Admin, Grant Admin and Outreach - B&C	Brown & Caldwell	176,614.00	122,098.93	298,712.93	113,194.93	185,518.00	62.11%
Engineering: Task 2 Feasibility Study - B&C	Brown & Caldwell	-	140,365.86	140,365.86	35,303.54	105,062.32	74.85%
Engineering Tasks 3 & 4 : Environmental and Financial Capability - B&C	Brown & Caldwell	-	774,728.82	774,728.82	588,249.23	186,479.59	24.07%
SCWA Administration - Grants and EIR/EIS - SCWA	SCWA	75,479.00	157,413.53	232,892.53	225,280.96	7,611.57	3.27%
TOTAL BUDGET		\$ 252,093.00	\$ 1,194,607.14	\$ 1,446,700.14	\$ 962,028.66	\$ 484,671.48	33.50%
Joint Use							
Project	Consultant	Budget	Past Fiscal Year Carryover	Total	Total Expenses in FY 17/18	Remaining Funds	Percent Remaining
Program Management - Weir	Weir Technical Services	37,500.00	51,961.65	89,461.65	22,950.31	66,511.34	74.35%
State Advocacy - B&A (The Onate Group sub)	Bryant & Associates	36,000.00	-	36,000.00	27,000.00	9,000.00	25.00%
SCWA Administration - SCWA	SCWA	120,000.00	36,387.20	156,387.20	93,850.49	62,536.71	39.99%
TOTAL BUDGET		\$ 193,500.00	\$ 88,348.85	\$ 281,848.85	143,800.80	\$ 138,048.05	48.98%

2017/18 Budget Allocations

Phase 1 Support											
	Total Budget	LGVSD	Napa SD	Novato SD	SVCSD	SCWA	NMWD	Napa County	Petaluma	MMWD	American Canyon
<i>MOU Percent for Phase 1</i>		7.239%	31.894%	8.611%	27.473%	3.572%	17.640%	3.571%	0.000%	0.000%	0.000%
Grant Applications and Management BC	0	-	-	-	-	-	-	-	-	-	-
Program Development (40% of \$570,600 total) - Bryant	0	-	-	-	-	-	-	-	-	-	-
Federal Advocacy (30% of \$312,000 total) - TFG sub to Bryant	0	-	-	-	-	-	-	-	-	-	-
Total	0	\$ -	\$ -	\$ -	\$ -	\$ -	\$ -	\$ -	\$ -	\$ -	\$ -

Phase 2 Support											
Shared on the Basis of Phase 2 Project Cost in Feasibility Study	Total Budget	LGVSD	Napa SD	Novato SD	SVCSD	SCWA	NMWD	Napa County	Petaluma	MMWD	American Canyon
<i>Percent for Phase 2 Support</i>		0.000%	14.286%	14.286%	14.286%	14.286%	0.000%	0.000%	14.286%	14.286%	14.286%
Program Development (60% of \$570,600 total) - Bryant	110,850.00	-	15,835.50	15,835.50	15,835.50	15,837.00	-	-	15,835.50	15,835.50	15,835.50
Federal Advocacy (70% of \$312,000 total) - TFG sub to Bryant	65,000.00	-	9,285.50	9,285.50	9,285.50	9,287.00	-	-	9,285.50	9,285.50	9,285.50
Total	\$ 175,850.00	\$ -	25,121.00	25,121.00	25,121.00	25,124.00	-	-	25,121.00	25,121.00	25,121.00

\$ -

Phase 2 Feasibility Study - Two Years											
Shared on the Basis of Phase 2 Project Cost in Feasibility Study	Total Budget	LGVSD	Napa SD	Novato SD	SVCSD	SCWA	NMWD	Napa County	Petaluma	MMWD	American Canyon
<i>Percent for Phase Engineering mtgs, etc.</i>		0.000%	14.286%	14.286%	14.286%	14.286%	0.000%	0.000%	14.286%	14.286%	14.286%
Engineering Tasks 1 & 5: Mtgs, Admin, Grant Admin and Outreach - BC	150,814.00	-	21,545.00	21,545.00	21,545.00	21,544.00	-	-	21,545.00	21,545.00	21,545.00
<i>Percent for Phase 2 Feasibility Study</i>		0.000%	30.303%	21.212%	9.091%	6.061%	0.000%	0.000%	21.212%	3.030%	9.091%
Engineering: Task 2 Feasibility Study - BC	-	-	-	-	-	-	-	-	-	-	-
<i>Percent for Phase 2 EIR/EIS & Financial Cap</i>		0.000%	6.755%	8.198%	4.784%	9.962%	0.000%	0.000%	44.009%	10.355%	15.936%
Engineering Tasks 3 & 4 : Environmental and Financial Capability - BC	-	-	-	-	-	-	-	-	-	-	-
<i>Percent for Phase 2 SCWA</i>		0.000%	14.286%	14.286%	14.286%	14.286%	0.000%	0.000%	14.286%	14.286%	14.286%
SCWA Administration - Grants and EIR/EIS	75,479.00	-	10,783.00	10,783.00	10,783.00	10,781.00	-	-	10,783.00	10,783.00	10,783.00
Total	\$ 226,293.00	\$ -	\$ 32,328.00	\$ 32,328.00	\$ 32,328.00	\$ 32,325.00	\$ -	\$ -	\$ 32,328.00	\$ 32,328.00	\$ 32,328.00

Joint Use											
Shared on the Basis of Phase 2 Project Cost in Feasibility Study	Total Budget	LGVSD	Napa SD	Novato SD	SVCSD	SCWA	NMWD	Napa County	Petaluma	MMWD	American Canyon
<i>Percent for Joint Use</i>		10.000%	10.000%	10.000%	10.000%	10.000%	10.000%	10.000%	10.000%	10.000%	10.000%
Program Management - Weir	37,500.00	3,750.00	3,750.00	3,750.00	3,750.00	3,750.00	3,750.00	3,750.00	3,750.00	3,750.00	3,750.00
State Advocacy - The Onate Group (Sub to Bryant)	36,000.00	3,600.00	3,600.00	3,600.00	3,600.00	3,600.00	3,600.00	3,600.00	3,600.00	3,600.00	3,600.00
SCWA Administration	120,000.00	12,000.00	12,000.00	12,000.00	12,000.00	12,000.00	12,000.00	12,000.00	12,000.00	12,000.00	12,000.00
Total	\$ 193,500.00	\$ 19,350.00	\$ 19,350.00	\$ 19,350.00	\$ 19,350.00	\$ 19,350.00	\$ 19,350.00	\$ 19,350.00	\$ 19,350.00	\$ 19,350.00	\$ 19,350.00

Summary per Agency											
Agency	Total Budget	LGVSD	Napa SD	Novato SD	SVCSD	SCWA	NMWD	Napa County	Petaluma	MMWD	American Canyon
Total	\$ 595,643	\$ 19,350	\$ 76,799	\$ 76,799	\$ 76,799	\$ 76,799	\$ 19,350	\$ 19,350	\$ 76,799	\$ 76,799	\$ 76,799

North Bay Water Reuse Authority
July 1, 2017 to Date Transaction Summary
as of May 8, 2018
PHASE 1

Item No. 6.b

Date	Description	Amount			Las Gallinas	Napa	Novato	SVCSD	SCWA	North Marin Water Dist.	Napa County
7/1/2017	Beginning Balance Brown and Caldwell - 11298079	157,738.22 (3,456.00)	b p	bc3	16,168.17 (250.18)	54,656.29 (1,102.26)	14,622.33 (297.60)	27,320.27 (949.47)	5,631.25 (123.44)	33,708.66 (609.64)	5,631.25 (123.41)
Current NBWRA Balance					\$ 15,917.99	\$ 53,554.03	\$ 14,324.73	\$ 26,370.80	\$ 5,507.81	\$ 33,099.02	\$ 5,507.84
PENDING Brown and Caldwell - 11298079					(41.70)	(183.71)	(49.60)	(158.24)	(20.57)	(101.61)	(20.57)
Projected Balance					\$ 15,876.29	\$ 53,370.32	\$ 14,275.13	\$ 26,212.56	\$ 5,487.24	\$ 32,997.41	\$ 5,487.27
					10.32%	34.71%	9.28%	17.09%	3.57%	21.45%	3.57%

Current NBWRA Reconciliation				Current NBWRA Phase 1 Support Reconciliation by Entity							
Beginning Balance	157,738.22	b		16,168.17	54,656.29	14,622.33	27,320.27	5,631.25	33,708.66	5,631.25	
Deposits	-	d		-	-	-	-	-	-	-	
Interest Earnings	-	i		-	-	-	-	-	-	-	
Payments	(3,456.00)	p		(250.18)	(1,102.26)	(297.60)	(949.47)	(123.44)	(609.64)	(123.41)	
Total:	154,282.22			15,917.99	53,554.03	14,324.73	26,370.80	5,507.81	33,099.02	5,507.84	

Current NBWRA Obligations							
Vendor	Encumbrances		Paid to date	Adjustments	Balance	Expires	% Spent
Grant Applications and Management - (B&C: FY 14/15 - 16/17)	49,134.01	bc3	3,456.00		45,678.01		7.03%
Grant Applications and Management - (B&C: FY 17/18)	-						
Program Development - (B&A: FY 17/18)	-						
Federal Advocacy (TFG sub) - (B&A: FY 17/18)	-						
Total	49,134.01		3,456.00	-	45,678.01		7.03%

Carryover from Last FY

North Bay Water Reuse Authority
July 1, 2017 to Date Transaction Summary
as of May 8, 2018
PHASE 2

Item No. 6.b

Date	Description	Amount		Las Galinas	Napa	Novato	SVCSD	SCWA	City of Petaluma	Marin Muni Water Dist.	American Canyon
Phase 2 - Support											
7/1/2017	Beginning Balance	(51,885.16)	b	647.63	393.05	393.05	393.05	391.94	393.05	(26,924.65)	(27,572.28)
8/1/2017	SVCSD - PH 2 Support Fee - Invoice FY 17/18 (WTRN-38)	25,121.00	d				25,121.00				
8/1/2017	SCWA - PH 2 Support Fee - Invoice FY 17/18 (WTRN-37)	25,124.00	d					25,124.00			
8/21/2017	Napa SD - PH 2 Support Fee - Invoice FY 17/18 (WTRN-43)	25,121.00	d		25,121.00						
8/21/2017	City of Petaluma - PH 2 Support Fee - Invoice FY 17/18 (WTRN-40)	25,121.00	d						25,121.00		
8/24/2017	Bryant July 2017 Invoice - Program Development	(8,820.00)	p	-	(1,260.00)	(1,260.00)	(1,260.00)	(1,260.00)	(1,260.00)	(1,260.00)	(1,260.00)
8/24/2017	Bryant July 2017 Invoice - Federal Advocacy	(5,000.00)	p	-	(714.29)	(714.29)	(714.29)	(714.26)	(714.29)	(714.29)	(714.29)
8/25/2017	Marin Muni - PH 2 Support Fee - Invoice #2 FY 16/17 (WTRN-31)	27,503.00	d							27,503.00	
8/25/2017	Novato SD - PH 2 Support Fee - Invoice FY 17/18 (WTRN-42)	25,121.00	d			25,121.00					
8/25/2017	Marin Muni - PH 2 Support Fee - Invoice FY 17/18 (WTRN-41)	25,121.00	d							25,121.00	
8/25/2017	American Canyon - PH 2 Support Fee - Invoice FY 17/18 (WTRN-39)	25,121.00	d								25,121.00
9/11/2017	American Canyon - PH 2 Support Fee - Invoice #2 FY 16/17 (WTRN-29)	27,503.00	d								27,503.00
9/28/2017	Bryant August 2017 Invoice - Program Development	(8,906.14)	p	-	(1,272.31)	(1,272.31)	(1,272.31)	(1,272.28)	(1,272.31)	(1,272.31)	(1,272.31)
9/28/2017	Bryant August 2017 Invoice - Federal Advocacy	(5,026.23)	p	-	(718.03)	(718.03)	(718.03)	(718.05)	(718.03)	(718.03)	(718.03)
10/26/2017	Bryant September 2017 Invoice - Program Development	(10,320.74)	p	-	(1,474.39)	(1,474.39)	(1,474.39)	(1,474.40)	(1,474.39)	(1,474.39)	(1,474.39)
10/26/2017	Bryant September 2017 Invoice - Federal Advocacy	(5,033.23)	p	-	(719.03)	(719.03)	(719.03)	(719.05)	(719.03)	(719.03)	(719.03)
11/21/2017	Bryant October 2017 Invoice - Program Development	(8,820.00)	p	-	(1,260.00)	(1,260.00)	(1,260.00)	(1,260.00)	(1,260.00)	(1,260.00)	(1,260.00)
11/21/2017	Bryant October 2017 Invoice - Federal Advocacy	(5,035.13)	p	-	(719.30)	(719.30)	(719.30)	(719.33)	(719.30)	(719.30)	(719.30)
12/22/2017	Bryant November 2017 Invoice - Program Development	(8,820.00)	p	-	(1,260.00)	(1,260.00)	(1,260.00)	(1,260.00)	(1,260.00)	(1,260.00)	(1,260.00)
12/22/2017	Bryant November 2017 Invoice - Federal Advocacy	(5,037.40)	p	-	(719.63)	(719.63)	(719.63)	(719.62)	(719.63)	(719.63)	(719.63)
1/17/2018	Bryant December 2017 Invoice - Program Development	(8,906.14)	p	-	(1,272.31)	(1,272.31)	(1,272.31)	(1,272.28)	(1,272.31)	(1,272.31)	(1,272.31)
1/17/2018	Bryant December 2017 Invoice - Federal Advocacy	(5,083.34)	p	-	(726.19)	(726.19)	(726.19)	(726.20)	(726.19)	(726.19)	(726.19)
2/14/2018	Bryant January 2018 Invoice - Program Development	(9,498.22)	p	-	(1,356.89)	(1,356.89)	(1,356.89)	(1,356.88)	(1,356.89)	(1,356.89)	(1,356.89)
2/14/2018	Bryant January 2018 Invoice - Federal Advocacy	(5,261.75)	p	-	(751.68)	(751.68)	(751.68)	(751.67)	(751.68)	(751.68)	(751.68)
4/3/2018	Bryant February 2018 Invoice - Program Development	(9,127.23)	p	-	(1,303.89)	(1,303.89)	(1,303.89)	(1,303.89)	(1,303.89)	(1,303.89)	(1,303.89)
4/3/2018	Bryant February 2018 Invoice - Federal Advocacy	(6,238.94)	p	-	(891.28)	(891.28)	(891.28)	(891.26)	(891.28)	(891.28)	(891.28)
4/17/2018	Bryant March 2018 Invoice - Program Development	(8,963.37)	p	-	(1,280.48)	(1,280.48)	(1,280.48)	(1,280.49)	(1,280.48)	(1,280.48)	(1,280.48)
4/17/2018	Bryant March 2018 Invoice - Federal Advocacy	(5,071.04)	p	-	(724.43)	(724.43)	(724.43)	(724.46)	(724.43)	(724.43)	(724.43)
Current NBWRA Phase 2 - Support Balance				\$ 50,001.94	\$ 647.63	\$ 7,089.92	\$ 7,089.92	\$ 7,089.92	\$ 7,091.82	\$ 7,089.92	\$ 7,275.22
PENDING											
	Bryant February 2018 Invoice - Program Development	(8,820.00)	ba1-pd	-	(1,260.00)	(1,260.00)	(1,260.00)	(1,260.00)	(1,260.00)	(1,260.00)	(1,260.00)
	Bryant February 2018 Invoice - Federal Advocacy	(5,000.00)	ba1-fa	-	(714.29)	(714.29)	(714.29)	(714.26)	(714.29)	(714.29)	(714.29)
Projected NBWRA Phase 2 - Support Balance				\$ 36,181.94	\$ 647.63	\$ 5,115.63	\$ 5,115.63	\$ 5,115.63	\$ 5,117.56	\$ 5,115.63	\$ 5,300.93
					1.79%	14.14%	14.14%	14.14%	14.14%	14.14%	12.86%
Current NBWRA Phase 2 - Support Reconciliation Totals					Current NBWRA Phase 2 - Support Reconciliation by Entity						
	Beginning Balance	(51,885.16)	b	647.63	393.05	393.05	393.05	391.94	393.05	(26,924.65)	(27,572.28)
	Deposits	230,856.00	d	-	25,121.00	25,121.00	25,121.00	25,124.00	25,121.00	52,624.00	52,624.00
	Interest Earnings	-	i	-	-	-	-	-	-	-	-
	Payments	(128,968.90)	p	-	(18,424.13)	(18,424.13)	(18,424.13)	(18,424.12)	(18,424.13)	(18,424.13)	(18,424.13)
	Total	\$ 50,001.94		\$ 647.63	\$ 7,089.92	\$ 7,089.92	\$ 7,089.92	\$ 7,091.82	\$ 7,089.92	\$ 7,275.22	\$ 6,627.59
Current NBWRA Phase 2 - Support Obligations											
Vendor				Encumbrances	Paid to date	Adjustments	Balance	Expires	% Spent		
Phase 2 - Support											
	Program Development - (B&A: FY 17/18)	110,850.00	ba1-pd	82,181.84			28,668.16		74.14%		
	Federal Advocacy (TFG sub) - (B&A: FY 17/18)	65,000.00	ba1-fa	46,787.06			18,212.94		71.98%		
	Subtotal	\$ 175,850.00		128,968.90	-	\$	46,881.10		73.34%		

North Bay Water Reuse Authority
July 1, 2017 to Date Transaction Summary
as of May 8, 2018
PHASE 2

Item No. 6.b

Date	Description	Amount		Las Galinas	Napa	Novato	SVCSD	SCWA	City of Petaluma	Marin Muni Water Dist.	American Canyon
Phase 2 - Feasibility Study											
Engineering Tasks 1 & 5: Mtgs, Admin, Grant Admin and Outreach											
7/1/2017	Beginning Balance	15,022.93	b	-	21,582.05	21,581.05	21,582.05	21,579.33	21,581.05	(46,441.30)	(46,441.30)
8/1/2017	SVCSD - PH 2 Feasibility Study Fee (Eng Tasks 1 & 5) - Invoice FY 17/18 (WTRN-38)	21,545.00	d				21,545.00				
8/1/2017	SCWA - PH 2 Feasibility Study Fee (Eng Tasks 1 & 5) - Invoice FY 17/18 (WTRN-37)	21,544.00	d					21,544.00			
8/21/2017	Napa SD - PH 2 Feasibility Study Fee (Eng Tasks 1 & 5) - Invoice FY 17/18 (WTRN-43)	21,545.00	d		21,545.00						
8/21/2017	City of Petaluma - PH 2 Feasibility Study Fee (Eng Tasks 1 & 5) - Invoice FY 17/18 (WTRN-40)	21,545.00	d						21,545.00		
8/25/2017	Marin Muni - PH 2 FS Engineering Tasks 1 & 5 - Invoice #2 FY 16/17 (WTRN-31)	53,538.00	d							53,538.00	
8/25/2017	Novato SD - PH 2 Feasibility Study Fee (Eng Tasks 1 & 5) - Invoice FY 17/18 (WTRN-42)	21,545.00	d			21,545.00					
8/25/2017	Marin Muni - PH 2 Feasibility Study Fee (Eng Tasks 1 & 5) - Invoice FY 17/18 (WTRN-41)	21,545.00	d							21,545.00	
8/25/2017	American Canyon - PH 2 Feasibility Study Fee (Eng Tasks 1 & 5) - Invoice FY 17/18 (WTRN-39)	21,545.00	d								21,545.00
9/1/2017	Brown and Caldwell - 11298079	(14,363.20)	p	bc3	-	(2,538.70)	(2,538.70)	(2,538.70)	(2,538.82)	(2,538.70)	(834.79)
9/11/2017	American Canyon - PH 2 FS Engineering Tasks 1 & 5 - Invoice #2 FY 16/17 (WTRN-29)	53,538.00	d								53,538.00
10/26/2017	Brown and Caldwell - 11300569	(36,941.35)	p	bc3	-	(6,529.38)	(6,529.38)	(6,529.38)	(6,529.77)	(6,529.38)	(2,147.03)
10/5/2017	SCWA - PH 2 FS Budget Amend - Invoice FY 17/18 (WTRN-49)	3,684.00	d					3,684.00			
10/5/2017	SVCSD - PH 2 FS Budget Amend - Invoice FY 17/18 (WTRN-48)	3,686.00	d				3,686.00				
10/23/2017	Napa SD - PH 2 FS Budget Amend - Invoice FY 17/18 (WTRN-52)	3,686.00	d		3,686.00						
10/23/2017	Novato SD - PH 2 FS Budget Amend - Invoice FY 17/18 (WTRN-51)	3,686.00	d			3,686.00					
10/31/2017	City of Petaluma - PH 2 FS Budget Amend - Invoice FY 17/18 (WTRN-50)	3,686.00	d						3,686.00		
11/20/2017	Brown and Caldwell - 11302688	(14,472.05)	p	bc3	-	(2,557.93)	(2,557.93)	(2,557.93)	(2,558.09)	(2,557.93)	(841.12)
11/20/2017	American Canyon - PH 2 FS Budget Amend - Invoice FY 17/18 (WTRN-54)	3,686.00	d								3,686.00
12/12/2017	Brown and Caldwell - 11304277	(8,024.14)	p	bc3	-	(1,418.27)	(1,418.27)	(1,418.27)	(1,418.34)	(466.36)	(466.36)
1/4/2018	Brown and Caldwell - 11306595	(10,234.13)	p	bc3	-	(1,808.88)	(1,808.88)	(1,808.88)	(1,808.99)	(594.81)	(594.81)
1/30/2018	Brown and Caldwell - 11308488	(10,201.37)	p	bc3	-	(1,803.09)	(1,803.09)	(1,803.09)	(1,803.21)	(592.90)	(592.90)
3/13/2018	Brown and Caldwell - 11310638	(7,585.56)	p	bc3	-	(1,340.75)	(1,340.75)	(1,340.75)	(1,340.82)	(440.87)	(440.87)
4/13/2018	Brown and Caldwell - 11313262	(11,373.13)	p	bc3	-	(2,010.20)	(2,010.20)	(2,010.20)	(2,010.31)	(661.01)	(661.01)
Current NBWRA Phase 2 - Engineering Tasks 1 & 5: Mtgs, Admin, Grant Admin and Outreach Balance		\$ 181,832.00		\$ -	\$ 26,805.85	\$ 26,804.85	\$ 26,805.85	\$ 26,798.98	\$ 26,804.85	\$ 22,062.81	\$ 25,748.81
PENDING											
Marin Muni - PH 2 FS Budget Amend - Invoice FY 17/18 (WTRN-53)		3,686.00								3,686.00	
Brown and Caldwell - 11315284		(15,861.90)	bc3	-	(2,803.59)	(2,803.59)	(2,803.59)	(2,803.75)	(2,803.59)	(921.89)	(921.89)
Projected NBWRA Phase 2 - Engineering Tasks 1 & 5: Mtgs, Admin, Grant Admin and Outreach Balance		\$ 169,656.10		\$ -	\$ 24,002.26	\$ 24,001.26	\$ 24,002.26	\$ 23,995.23	\$ 24,001.26	\$ 24,826.92	\$ 24,826.92
				0.00%	14.15%	14.15%	14.15%	14.14%	14.15%	14.63%	14.63%
Current NBWRA Phase 2 Feasibility Study Eng Tasks 1 & 5 Reconciliation Totals											
Beginning Balance	15,022.93	b		-	21,582.05	21,581.05	21,582.05	21,579.33	21,581.05	(46,441.30)	(46,441.30)
Deposits	280,004.00	d		-	25,231.00	25,231.00	25,231.00	25,228.00	25,231.00	75,083.00	78,769.00
Interest Earnings	-	i		-	-	-	-	-	-	-	-
Payments	(113,194.93)	p		-	(20,007.20)	(20,007.20)	(20,007.20)	(20,008.35)	(20,007.20)	(6,578.89)	(6,578.89)
Total	\$ 181,832.00			\$ -	\$ 26,805.85	\$ 26,804.85	\$ 26,805.85	\$ 26,798.98	\$ 26,804.85	\$ 22,062.81	\$ 25,748.81
Current NBWRA Phase 2 - Feasibility Study: Engineering Tasks 1 & 5 Obligations											
Vendor		Encumbrances		Paid to date	Adjustments	Balance	Expires	% Spent			
Phase 2 - Feasibility Study											
Engineering Tasks 1 & 5: Mtgs, Admin, Grant Admin and Outreach:											
Brown & Caldwell: (FY 14/15 - 16/17)		122,098.93	bc3	113,194.93		8,904.00		92.71%			
Brown & Caldwell: (FY 17/18)		176,614.00	bc4	-		176,614.00		0.00%			
Subtotal		\$ 298,712.93		\$ 113,194.93	\$ -	\$ 185,518.00		37.89%			

Item No. 6.b

5/8/2018

North Bay Water Reuse Authority
July 1, 2017 to Date Transaction Summary
as of May 8, 2018
PHASE 2

Item No. 6.b

Date	Description	Amount		Las Galinas	Napa	Novato	SVCSD	SCWA	City of Petaluma	Marin Muni Water Dist.	American Canyon
Phase 2 - Feasibility Study											
Engineering: Tasks 3 & 4 Environmental and Financial Capability											
8/25/2017	Beginning Balance	556,682.82	b	-	52,332.08	63,512.93	37,066.18	77,181.35	340,947.38	(5,655.04)	(8,702.06)
9/1/2017	Marin Muni - PH 2 FS Engineering Tasks 3 & 4 - Invoice #2 FY 16/17 (WTRN-31)	85,879.00	d	-	-	-	-	-	-	85,879.00	-
9/1/2017	Brown and Caldwell - 11298079	(45,738.27)	p	-	(3,089.62)	(3,749.62)	(2,188.12)	(4,556.90)	(20,128.96)	(4,736.20)	(7,288.85)
9/11/2017	American Canyon - PH 2 FS Engineering Tasks 3 & 4 - Invoice #2 FY 16/17 (WTRN-29)	132,167.00	d	-	-	-	-	-	-	-	132,167.00
10/26/2017	Brown and Caldwell - 11300569	(2,880.00)	p	-	(194.54)	(236.10)	(137.78)	(286.94)	(1,267.46)	(298.22)	(458.96)
11/20/2017	Brown and Caldwell - 11302688	(14,964.79)	p	-	(1,010.87)	(1,226.81)	(715.92)	(1,490.95)	(6,585.85)	(1,549.60)	(2,384.79)
12/12/2017	Brown and Caldwell - 11304277	(183,890.23)	p	-	(12,421.79)	(15,075.32)	(8,797.31)	(18,320.98)	(80,928.25)	(19,041.83)	(29,304.75)
1/4/2018	Brown and Caldwell - 11306595	(88,809.25)	p	-	(5,999.06)	(7,280.58)	(4,248.63)	(8,848.08)	(39,084.06)	(9,196.20)	(14,152.64)
1/30/2018	Brown and Caldwell - 11308488	(107,964.55)	p	-	(7,293.01)	(8,850.93)	(5,165.02)	(10,756.51)	(47,514.12)	(11,179.73)	(17,205.23)
3/13/2018	Brown and Caldwell - 11310638	(78,009.42)	p	-	(5,269.54)	(6,395.21)	(3,731.97)	(7,772.07)	(34,331.17)	(8,077.88)	(12,431.58)
4/13/2018	Brown and Caldwell - 11313262	(65,992.72)	p	-	(4,457.81)	(5,410.08)	(3,157.09)	(6,574.85)	(29,042.74)	(6,833.55)	(10,516.60)
Current NBWRA Phase 2 - Engineering Tasks 3 & 4 Environmental and Financial Capability Balance				\$	186,479.59						
PENDING											
	Brown and Caldwell - 11315284	(13,917.19)	bc3	-	(940.11)	(1,140.93)	(665.80)	(1,386.56)	(6,124.82)	(1,441.13)	(2,217.84)
Projected NBWRA Phase 2 - Engineering Tasks 3 & 4 Environmental and Financial Capability Balance				\$	186,479.59						
						0.00%	6.75%	8.20%	4.79%	9.96%	44.01%
										10.36%	15.94%
Current NBWRA Phase 2 Feasibility Study Eng Tasks 3 & 4 Reconciliation Totals											
	Beginning Balance	556,682.82	b	-	52,332.08	63,512.93	37,066.18	77,181.35	340,947.38	(5,655.04)	(8,702.06)
	Deposits	218,046.00	d	-	-	-	-	-	-	85,879.00	132,167.00
	Interest Earnings	-	i	-	-	-	-	-	-	-	-
	Payments	(588,249.23)	p	-	(39,736.24)	(48,224.65)	(28,141.84)	(58,607.28)	(258,882.61)	(60,913.21)	(93,743.40)
Total				\$	-	\$ 12,595.84	\$ 15,288.28	\$ 8,924.34	\$ 18,574.07	\$ 82,064.77	\$ 19,310.75
Current NBWRA Phase 2 - Feasibility Study: Engineering Tasks 3 & 4 Obligations											
Phase 2 - Feasibility Study											
Engineering: Tasks 3 & 4: Environmental and Financial Capability:											
Brown & Caldwell: (FY 14/15 - 16/17)											
		774,728.82	bc3	588,249.23		186,479.59				75.93%	Carryover from Last FY
Brown & Caldwell: (FY 17/18)											
		-									
Subtotal				\$	774,728.82	\$ 588,249.23	\$ -	\$ 186,479.59		75.93%	

North Bay Water Reuse Authority
July 1, 2017 to Date Transaction Summary
as of May 8, 2018
PHASE 2

Item No. 6.b

Date	Description	Amount		Las Galinas	Napa	Novato	SVCSD	SCWA	City of Petaluma	Marin Muni Water Dist.	American Canyon
Phase 2 - Feasibility Study											
SCWA Administration - Grants and EIR/EIS:											
7/1/2017	Beginning Balance	82,567.53	b	-	24,221.69	24,221.69	24,221.69	24,221.63	24,221.69	(19,270.43)	(19,270.43)
8/1/2017	SVCSD - PH 2 Feasibility Study Fee (SCWA Admin & EIS/EIR) - Invoice FY 17/18 (WTRN-38)	10,783.00	d				10,783.00				
8/1/2017	SCWA - PH 2 Feasibility Study Fee (SCWA Admin & EIS/EIR) - Invoice FY 17/18 (WTRN-37)	10,781.00	d					10,781.00			
8/10/2017	Salary/Assn Chgs Applied - N4	(10,990.35)	p	a3	(1,691.09)	(1,691.09)	(1,691.09)	(1,691.17)	(1,691.09)	(1,267.41)	(1,267.41)
8/10/2017	Salary/Assn Chgs Applied - N5	(3,074.59)	p	a3	(473.09)	(473.09)	(473.09)	(473.11)	(473.09)	(354.56)	(354.56)
8/21/2017	Napa SD - PH 2 Feasibility Study Fee (SCWA Admin & EIS/EIR) - Invoice FY 17/18 (WTRN-43)	10,783.00	d		10,783.00						
8/21/2017	City of Petaluma - PH 2 Feasibility Study Fee (SCWA Admin & EIS/EIR) - Invoice FY 17/18 (WTRN-40)	10,783.00	d						10,783.00		
8/25/2017	Marin Muni - PH 2 FS SCWA Administration and EIR/EIS - Invoice #2 FY 16/17 (WTRN-31)	37,423.00	d							37,423.00	
8/25/2017	Novato SD - PH 2 Feasibility Study Fee (SCWA Admin & EIS/EIR) - Invoice FY 17/18 (WTRN-42)	10,783.00	d			10,783.00					
8/25/2017	Marin Muni - PH 2 Feasibility Study Fee (SCWA Admin & EIS/EIR) - Invoice FY 17/18 (WTRN-41)	10,783.00	d							10,783.00	
8/25/2017	American Canyon - PH 2 Feasibility Study Fee (SCWA Admin & EIS/EIR) - Invoice FY 17/18 (WTRN-39)	10,783.00	d								10,783.00
8/25/2017	Salary/Assn Chgs Applied - N4	(5,046.07)	p	a3	(776.44)	(776.44)	(776.44)	(776.49)	(776.44)	(581.91)	(581.91)
8/25/2017	Salary/Assn Chgs Applied - N5	(76.72)	p	a3	(11.80)	(11.80)	(11.80)	(11.82)	(11.80)	(8.85)	(8.85)
8/31/2017	Salary/Assn Chgs Applied - N2	(19,004.04)	p	a3	(2,924.15)	(2,924.15)	(2,924.15)	(2,924.34)	(2,924.15)	(2,191.55)	(2,191.55)
8/31/2017	Salary/Assn Chgs Applied - N2	(5,102.16)	p	a3	(785.07)	(785.07)	(785.07)	(785.12)	(785.07)	(588.38)	(588.38)
9/6/2017	County Counsel - N2	(256.00)	p	a3	(39.39)	(39.39)	(39.39)	(39.40)	(39.39)	(29.52)	(29.52)
9/6/2017	County Counsel - N5	(384.00)	p	a3	(59.09)	(59.09)	(59.09)	(59.08)	(59.09)	(44.28)	(44.28)
9/7/2017	Salary/Assn Chgs Applied - N2	(4,535.37)	p	a3	(697.86)	(697.86)	(697.86)	(697.89)	(697.86)	(523.02)	(523.02)
9/7/2017	Salary/Assn Chgs Applied - N4	(2,087.80)	p	a3	(321.25)	(321.25)	(321.25)	(321.26)	(321.25)	(240.77)	(240.77)
9/7/2017	Salary/Assn Chgs Applied - N5	(2,109.54)	p	a3	(324.59)	(324.59)	(324.59)	(324.64)	(324.59)	(243.27)	(243.27)
9/7/2017	Salary/Assn Chgs Applied - N2	(2,401.96)	p	a3	(369.59)	(369.59)	(369.59)	(369.62)	(369.59)	(276.99)	(276.99)
9/11/2017	American Canyon - PH 2 FS SCWA Administration and EIR/EIS - Invoice #2 FY 16/17 (WTRN-29)	37,424.00	d								37,424.00
9/20/2017	Salary/Assn Chgs Applied - N2	(2,253.16)	p	a3	(346.69)	(346.69)	(346.69)	(346.74)	(346.69)	(259.83)	(259.83)
9/20/2017	Salary/Assn Chgs Applied - N4	(383.66)	p	a3	(59.03)	(59.03)	(59.03)	(59.06)	(59.03)	(44.24)	(44.24)
9/20/2017	Salary/Assn Chgs Applied - N5	(3,820.72)	p	a3	(587.89)	(587.89)	(587.89)	(587.94)	(587.89)	(440.61)	(440.61)
9/20/2017	Salary/Assn Chgs Applied - N2	(230.26)	p	a3	(35.43)	(35.43)	(35.43)	(35.44)	(35.43)	(26.55)	(26.55)
9/22/2017	County Counsel - N5	(384.00)	p	a3	(59.09)	(59.09)	(59.09)	(59.08)	(59.09)	(44.28)	(44.28)
10/5/2017	Salary/Assn Chgs Applied - N2	(1,608.66)	p	a3	(247.52)	(247.52)	(247.52)	(247.56)	(247.52)	(185.51)	(185.51)
10/5/2017	Salary/Assn Chgs Applied - N4	(153.86)	p	a3	(23.67)	(23.67)	(23.67)	(23.70)	(23.67)	(17.74)	(17.74)
10/5/2017	Salary/Assn Chgs Applied - N5	(3,999.61)	p	a3	(615.42)	(615.42)	(615.42)	(615.45)	(615.42)	(461.24)	(461.24)
10/5/2017	Salary/Assn Chgs Applied - N2	(1,710.01)	p	a3	(263.12)	(263.12)	(263.12)	(263.13)	(263.12)	(197.20)	(197.20)
10/23/2017	Salary/Assn Chgs Applied - N2	(1,405.58)	p	a3	(216.28)	(216.28)	(216.28)	(216.28)	(216.28)	(162.09)	(162.09)
10/23/2017	Salary/Assn Chgs Applied - N4	(153.47)	p	a3	(23.61)	(23.61)	(23.61)	(23.63)	(23.61)	(17.70)	(17.70)
10/23/2017	Salary/Assn Chgs Applied - N5	(3,855.16)	p	a3	(593.19)	(593.19)	(593.19)	(593.24)	(593.19)	(444.58)	(444.58)
10/23/2017	Equipment Usage Charges - N5	(17.80)	p	a3	(2.74)	(2.74)	(2.74)	(2.74)	(2.74)	(2.05)	(2.05)
11/3/2017	Salary/Assn Chgs Applied - N2	(753.52)	p	a3	(115.94)	(115.94)	(115.94)	(115.96)	(115.94)	(86.90)	(86.90)
11/3/2017	Salary/Assn Chgs Applied - N5	(91.98)	p	a3	(14.15)	(14.15)	(14.15)	(14.16)	(14.15)	(10.61)	(10.61)
11/16/2017	Salary/Assn Chgs Applied - N2	(320.49)	p	a3	(49.31)	(49.31)	(49.31)	(49.33)	(49.31)	(36.96)	(36.96)
11/16/2017	Salary/Assn Chgs Applied - N4	(1,331.14)	p	a3	(204.82)	(204.82)	(204.82)	(204.84)	(204.82)	(153.51)	(153.51)
11/16/2017	Salary/Assn Chgs Applied - N5	(1,908.11)	p	a3	(293.60)	(293.60)	(293.60)	(293.63)	(293.60)	(220.04)	(220.04)
11/30/2017	Salary/Assn Chgs Applied - N2	(129.00)	p	a3	(19.85)	(19.85)	(19.85)	(19.84)	(19.85)	(14.88)	(14.88)
11/30/2017	Salary/Assn Chgs Applied - N4	(220.18)	p	a3	(33.88)	(33.88)	(33.88)	(33.88)	(33.88)	(25.39)	(25.39)
11/30/2017	Salary/Assn Chgs Applied - N5	(5,421.52)	p	a3	(834.21)	(834.21)	(834.21)	(834.26)	(834.21)	(625.21)	(625.21)
11/30/2017	Equipment Usage Charges - N5	(8.90)	p	a3	(1.37)	(1.37)	(1.37)	(1.36)	(1.37)	(1.03)	(1.03)
12/19/2017	Salary/Assn Chgs Applied - N2	(1,852.75)	p	a3	(285.08)	(285.08)	(285.08)	(285.11)	(285.08)	(213.66)	(213.66)
12/19/2017	Salary/Assn Chgs Applied - N5	(4,798.78)	p	a3	(738.39)	(738.39)	(738.39)	(738.42)	(738.39)	(553.40)	(553.40)
12/22/2017	USBR Contributed funds agreement	(50,000.00)	p	a3	(7,693.50)	(7,693.50)	(7,693.50)	(7,694.00)	(7,693.50)	(5,766.00)	(5,766.00)
12/21/2017	County Counsel - N2	(128.00)	p	a3	(19.70)	(19.70)	(19.70)	(19.68)	(19.70)	(14.76)	(14.76)
1/3/2018	Salary/Assn Chgs Applied - N2	(54.86)	p	a3	(8.44)	(8.44)	(8.44)	(8.44)	(8.44)	(6.33)	(6.33)
1/3/2018	Salary/Assn Chgs Applied - N5	(10,709.94)	p	a3	(1,647.94)	(1,647.94)	(1,647.94)	(1,648.04)	(1,647.94)	(1,235.07)	(1,235.07)
1/3/2018	Salary/Assn Chgs Applied - N2	(230.26)	p	a3	(35.43)	(35.43)	(35.43)	(35.44)	(35.43)	(26.55)	(26.55)
1/12/2018	Salary/Assn Chgs Applied - N2	(107.12)	p	a3	(16.48)	(16.48)	(16.48)	(16.50)	(16.48)	(12.35)	(12.35)
1/12/2018	Salary/Assn Chgs Applied - N5	(2,859.79)	p	a3	(440.04)	(440.04)	(440.04)	(440.05)	(440.04)	(329.79)	(329.79)
1/25/2018	Salary/Assn Chgs Applied - N5	(1,442.64)	p	a3	(221.98)	(221.98)	(221.98)	(221.98)	(221.98)	(166.37)	(166.37)
1/25/2018	Salary/Assn Chgs Applied - N5	(1,821.40)	p	a4	(260.21)	(260.21)	(260.21)	(260.14)	(260.21)	(260.21)	(260.21)
2/1/2018	County Counsel - N5	(384.00)	p	a4	(54.86)	(54.86)	(54.86)	(54.84)	(54.86)	(54.86)	(54.86)
2/9/2018	Salary/Assn Chgs Applied - N5	(12,506.36)	p	a4	(1,786.66)	(1,786.66)	(1,786.66)	(1,786.40)	(1,786.66)	(1,786.66)	(1,786.66)
2/22/2018	Salary/Assn Chgs Applied - N4	(1,117.41)	p	a4	(159.63)	(159.63)	(159.63)	(159.63)	(159.63)	(159.63)	(159.63)
2/22/2018	Salary/Assn Chgs Applied - N5	(4,852.03)	p	a4	(693.16)	(693.16)	(693.16)	(693.07)	(693.16)	(693.16)	(693.16)
2/22/2018	Salary/Assn Chgs Applied - N5	(528.66)	p	a4	(75.52)	(75.52)	(75.52)	(75.54)	(75.52)	(75.52)	(75.52)
3/8/2018	Salary/Assn Chgs Applied - N2	(147.29)	p	a4	(21.04)	(21.04)	(21.04)	(21.05)	(21.04)	(21.04)	(21.04)
3/8/2018	Salary/Assn Chgs Applied - N4	(214.44)	p	a4	(30.63)	(30.63)	(30.63)	(30.66)	(30.63)	(30.63)	(30.63)
3/8/2018	Salary/Assn Chgs Applied - N5	(7,534.87)	p	a4	(1,076.43)	(1,076.43)	(1,076.43)	(1,076.29)	(1,076.43)	(1,076.43)	(1,076.43)

North Bay Water Reuse Authority
July 1, 2017 to Date Transaction Summary
as of May 8, 2018
PHASE 2

Item No. 6.b

Date	Description	Amount			Las Galinas	Napa	Novato	SVCSD	SCWA	City of Petaluma	Marin Muni Water Dist.	American Canyon	
3/12/2018	County Counsel - N5	(3,904.00)	p	a4	-	(557.73)	(557.73)	(557.73)	(557.62)	(557.73)	(557.73)	(557.73)	
3/22/2018	Salary/Assn Chgs Applied - N2	(155.14)	p	a4	-	(22.16)	(22.16)	(22.16)	(22.18)	(22.16)	(22.16)	(22.16)	
3/22/2018	Salary/Assn Chgs Applied - N4	(214.44)	p	a4	-	(30.63)	(30.63)	(30.63)	(30.66)	(30.63)	(30.63)	(30.63)	
3/22/2018	Salary/Assn Chgs Applied - N5	(9,996.18)	p	a4	-	(1,428.05)	(1,428.05)	(1,428.05)	(1,427.88)	(1,428.05)	(1,428.05)	(1,428.05)	
3/23/2018	Xtelesis Corporation	(10.05)	p	a4	-	(1.44)	(1.44)	(1.44)	(1.44)	(1.44)	(1.44)	(1.44)	
4/6/2018	Salary/Assn Chgs Applied - N4	(318.41)	p	a4	-	(45.49)	(45.49)	(45.49)	(45.47)	(45.49)	(45.49)	(45.49)	
4/6/2018	Salary/Assn Chgs Applied - N5	(7,037.35)	p	a4	-	(1,005.36)	(1,005.36)	(1,005.36)	(1,005.19)	(1,005.36)	(1,005.36)	(1,005.36)	
4/18/2018	County Counsel - N5	(192.00)	p	a4	-	(27.43)	(27.43)	(27.43)	(27.42)	(27.43)	(27.43)	(27.43)	
4/23/2018	Salary/Assn Chgs Applied - N5	(10,427.01)	p	a4	-	(1,489.60)	(1,489.60)	(1,489.60)	(1,489.41)	(1,489.60)	(1,489.60)	(1,489.60)	
4/25/2018	County Counsel - N5	(512.00)	p	a4	-	(73.14)	(73.14)	(73.14)	(73.16)	(73.14)	(73.14)	(73.14)	
5/4/2018	Salary/Assn Chgs Applied - N2	(223.17)	p	a4	-	(31.88)	(31.88)	(31.88)	(31.89)	(31.88)	(31.88)	(31.88)	
5/4/2018	Salary/Assn Chgs Applied - N5	(6,299.88)	p	a4	-	(900.00)	(900.00)	(900.00)	(899.88)	(900.00)	(900.00)	(900.00)	
5/4/2018	Salary/Assn Chgs Applied - N5	528.66	p	a4	-	75.52	75.52	75.52	75.54	75.52	75.52	75.52	
Current NBWRA Phase 2 - SCWA Administration and EIR/EIS					\$	-	\$ 1,087.96	\$ 1,087.96	\$ 1,087.96	\$ 1,085.53	\$ 1,087.96	\$ 1,087.10	\$ 1,088.10
PENDING													
Projected NBWRA Phase 2 - SCWA Administration and EIR/EIS					\$	-	\$ 1,087.96	\$ 1,087.96	\$ 1,087.96	\$ 1,085.53	\$ 1,087.96	\$ 1,087.10	\$ 1,088.10
						0.00%	14.29%	14.29%	14.29%	14.26%	14.29%	14.28%	14.29%
Current NBWRA Phase 2 Feasibility Study SCWA Administration - Grants and EIR/EIS Reconciliation Totals					Current NBWRA Phase 2 Feasibility Study SCWA Administration - Grants and EIR/EIS Reconciliation by Entity								
Beginning Balance		82,567.53	b		-	24,221.69	24,221.69	24,221.69	24,221.63	24,221.69	(19,270.43)	(19,270.43)	
Deposits		150,326.00	d		-	10,783.00	10,783.00	10,783.00	10,781.00	10,783.00	48,206.00	48,207.00	
Interest Earnings		-	i		-	-	-	-	-	-	-	-	
Payments		(225,280.96)	p		-	(33,916.73)	(33,916.73)	(33,916.73)	(33,917.10)	(33,916.73)	(27,848.47)	(27,848.47)	
Total		\$ 7,612.57											
Current NBWRA Phase 2 - Feasibility Study: SCWA Administration - Grants and EIR/EIS Obligations													
Vendor		Encumbrances			Paid to date		Adjustments	Balance		Expires	% Spent		
Phase 2 - Feasibility Study													
SCWA Administration - Grants and EIR/EIS:													
SCWA: (FY 14/15 - 16/17)		157,413.53	a3		157,413.53	-				100.00%	Carryover from Last FY		
SCWA: (FY 17/18)		75,479.00	a4		67,867.43	7,611.57				89.92%			
Subtotal		\$ 232,892.53			\$ 225,280.96	\$ 7,611.57				96.73%			
Phase 2 Feasibility Study Balance Totals													
Current NBWRA Phase 2 - Feasibility Study Balance					480,986.48	-	72,326.71	65,467.11	46,369.18	52,825.89	132,243.60	45,644.51	66,109.48
Projected NBWRA Phase 2 - Feasibility Study Balance					461,393.83	-	67,275.62	61,090.28	42,891.33	49,572.62	127,866.77	48,183.89	64,513.33
*Projected Balance includes all pending transactions													

North Bay Water Reuse Authority
July 1, 2017 to Date Transaction Summary
as of May 8, 2018
PHASE 2

Item No. 6.b

Date	Description	Amount	Las Galinas	Napa	Novato	SVCSD	SCWA	City of Petaluma	Marin Muni Water Dist.	American Canyon
Summary										
Phase 2 Support & Feasibility Study Balance Totals										
Current NBWRA Phase 2 Balance			647.63	79,416.63	72,557.03	53,459.10	59,917.71	139,333.52	52,919.73	72,737.07
Projected NBWRA Phase 2 Balance			647.63	72,391.25	66,205.91	48,006.96	54,690.18	132,982.40	53,484.82	69,166.63
Current NBWRA Phase 2 - Support & Feasibility Study Reconciliation Totals										
Beginning Balance		597,910.98	b							
Deposits		1,024,075.00	d							
Interest Earnings		-	i							
Payments		(1,090,997.56)	p							
Totals		530,988.42								
Current NBWRA Phase 2 - Support & Feasibility Study Reconciliation by Entity										
			647.63	141,063.95	139,483.33	96,023.45	131,881.31	416,917.78	(130,248.88)	(197,857.59)
			-	61,135.00	61,135.00	61,135.00	61,133.00	61,135.00	298,003.00	420,399.00
			-	-	-	-	-	-	-	-
			-	(122,782.32)	(128,061.30)	(103,699.35)	(133,096.60)	(338,719.26)	(114,834.39)	(149,804.34)
			647.63	79,416.63	72,557.03	53,459.10	59,917.71	139,333.52	52,919.73	72,737.07
NBWRA Phase 2 - Support & Feasibility Study Total Obligations										
Vendor		Encumbrances	Paid to date	Adjustments	Balance	Expires	% Spent			
Phase 2 - Support & Feasibility Study Totals										
Program Development - (B&A: FY 17/18)		110,850.00	ba1-pd	82,181.84	-	28,668.16	74.14%			
Federal Advocacy (TFG sub) - (B&A: FY 17/18)		65,000.00	ba1-fa	46,787.06	-	18,212.94	71.98%			
Brown & Caldwell: (FY 14/15 - 16/17)		1,037,193.61	bc3	736,747.70	-	300,445.91	71.03%			
Brown & Caldwell: (FY 17/18)		176,614.00	bc4	-	-	176,614.00	0.00%			
SCWA: (FY 14/15 - 16/17)		157,413.53	a3	157,413.53	-	-	100.00%			
SCWA: (FY 17/18)		75,479.00	a4	67,867.43	-	7,611.57	89.92%			
Subtotal		\$ 1,622,550.14	\$	1,090,997.56	\$	-	\$ 531,552.58	67.24%		
*Projected Balance includes all pending transactions										

North Bay Water Reuse Authority
July 1, 2017 to Date Transaction Summary
as of May 8, 2018
JOINT USE

Item No. 6.b

Date	Description	Amount		Las Gallinas	Napa	Novato	SVCSD	SCWA	North Marin Water Dist.	Napa County	City of Petaluma	Marin Muni Water Dist.	American Canyon
7/1/2017	Beginning Balance	118,543.14	b		19,662.35	19,662.35	19,662.35	19,662.35	19,662.20	19,662.35	15,952.48	(17,522.82)	(17,522.82)
8/10/2017	Weir Technical Services SCWA 07-17	(2,520.00)	p w3	(295.16)	(295.16)	(295.16)	(295.16)	(295.14)	(295.16)	(295.16)	(295.16)	(79.37)	(79.37)
8/10/2017	Salary/Assn Chgs Applied	(14,209.43)	p a3	(1,664.30)	(1,664.30)	(1,664.30)	(1,664.30)	(1,664.27)	(1,664.30)	(1,664.30)	(1,664.30)	(447.53)	(447.53)
8/21/2017	SVCSD - Joint Use - Invoice FY 17/18 (WTRN-38)	19,350.00	d				19,350.00						
8/21/2017	SCWA - Joint Use - Invoice FY 17/18 (WTRN-37)	19,350.00	d					19,350.00					
8/21/2017	Las Gallinas - Joint Use - Invoice FY 17/18 (WTRN-46)	19,350.00	d	19,350.00									
8/21/2017	Napa SD - Joint Use - Invoice FY 17/18 (WTRN-43)	19,350.00	d		19,350.00								
8/21/2017	Napa County - Joint Use - Invoice FY 17/18 (WTRN-44)	19,350.00	d							19,350.00			
8/21/2017	City of Petaluma - Joint Use - Invoice FY 17/18 (WTRN-40)	19,350.00	d								19,350.00		
8/25/2017	Novato SD - Joint Use - Invoice FY 17/18 (WTRN-42)	19,350.00	d			19,350.00							
8/25/2017	MMWD - Joint Use - Invoice FY 17/18 (WTRN-41)	19,350.00	d									19,350.00	
8/25/2017	MMWD - JU Fee - Invoice #2 FY 16/17 (WTRN-31)	20,319.00	d									20,319.00	
8/25/2017	American Canyon - Joint Use - Invoice FY 17/18 (WTRN-39)	19,350.00	d										19,350.00
8/25/2017	Salary/Assn Chgs Applied	(6,912.29)	p a3	(809.61)	(809.61)	(809.61)	(809.61)	(809.62)	(809.61)	(809.61)	(809.61)	(217.70)	(217.70)
8/25/2017	Xtelesis Corporation	(2.25)	p a3	(0.26)	(0.26)	(0.26)	(0.26)	(0.29)	(0.26)	(0.26)	(0.26)	(0.07)	(0.07)
9/6/2017	County Counsel	(128.00)	p a3	(14.99)	(14.99)	(14.99)	(14.99)	(15.01)	(14.99)	(14.99)	(14.99)	(4.03)	(4.03)
9/6/2017	NMMD - Joint Use - Invoice FY 17/18 (WTRN-45)	19,350.00	d						19,350.00				
9/7/2017	Salary/Assn Chgs Applied	(6,366.95)	p a3	(745.74)	(745.74)	(745.74)	(745.74)	(745.71)	(745.74)	(745.74)	(745.74)	(200.53)	(200.53)
9/11/2017	American Canyon - JU Fee - Invoice #2 FY 16/17 (WTRN-29)	20,319.00	d										20,319.00
9/20/2017	Salary/Assn Chgs Applied	(1,534.69)	p a3	(179.75)	(179.75)	(179.75)	(179.75)	(179.76)	(179.75)	(179.75)	(179.75)	(48.34)	(48.34)
9/22/2017	County Counsel	(64.00)	p a3	(7.50)	(7.50)	(7.50)	(7.50)	(7.46)	(7.50)	(7.50)	(7.50)	(2.02)	(2.02)
9/26/2017	Weir Technical Services SCWA 08-17	(8,240.00)	p w3	(965.12)	(965.12)	(965.12)	(965.12)	(965.12)	(965.12)	(965.12)	(965.12)	(259.52)	(259.52)
9/26/2017	Weir Technical Services SCWA 08-17	(414.54)	p w3	(48.55)	(48.55)	(48.55)	(48.55)	(48.57)	(48.55)	(48.55)	(48.55)	(13.06)	(13.06)
9/28/2017	Bryant & Associates August 2017	(6,000.00)	p ba1-sa	(600.00)	(600.00)	(600.00)	(600.00)	(600.00)	(600.00)	(600.00)	(600.00)	(600.00)	(600.00)
10/5/2017	Salary/Assn Chgs Applied	(7,169.59)	p a3	(839.75)	(839.75)	(839.75)	(839.75)	(839.72)	(839.75)	(839.75)	(839.75)	(225.81)	(225.81)
10/5/2017	Salary/Assn Chgs Applied	(2,878.89)	p a4	(287.89)	(287.89)	(287.89)	(287.89)	(287.88)	(287.89)	(287.89)	(287.89)	(287.89)	(287.89)
10/23/2017	Salary/Assn Chgs Applied	(4,975.88)	p a4	(497.59)	(497.59)	(497.59)	(497.59)	(497.57)	(497.59)	(497.59)	(497.59)	(497.59)	(497.59)
10/23/2017	Equipment Usage Charges	(62.30)	p a4	(6.23)	(6.23)	(6.23)	(6.23)	(6.23)	(6.23)	(6.23)	(6.23)	(6.23)	(6.23)
10/26/2017	Xtelesis Corporation	(3.60)	p a4	(0.36)	(0.36)	(0.36)	(0.36)	(0.36)	(0.36)	(0.36)	(0.36)	(0.36)	(0.36)
10/26/2017	Weir Technical Services SCWA 09-17	(1,560.00)	p w3	(182.72)	(182.72)	(182.72)	(182.72)	(182.70)	(182.72)	(182.72)	(182.72)	(49.13)	(49.13)
10/26/2017	Bryant & Associates September 2017	(3,000.00)	p ba1-sa	(300.00)	(300.00)	(300.00)	(300.00)	(300.00)	(300.00)	(300.00)	(300.00)	(300.00)	(300.00)
11/3/2017	Salary/Assn Chgs Applied	(1,161.75)	p a4	(116.18)	(116.18)	(116.18)	(116.18)	(116.13)	(116.18)	(116.18)	(116.18)	(116.18)	(116.18)
11/3/2017	Equipment Usage Charges	(44.50)	p a4	(4.45)	(4.45)	(4.45)	(4.45)	(4.45)	(4.45)	(4.45)	(4.45)	(4.45)	(4.45)
11/6/2017	Xtelesis Corporation	(6.05)	p a4	(0.61)	(0.61)	(0.61)	(0.61)	(0.56)	(0.61)	(0.61)	(0.61)	(0.61)	(0.61)
11/16/2017	Salary/Assn Chgs Applied	(2,673.32)	p a4	(267.33)	(267.33)	(267.33)	(267.33)	(267.35)	(267.33)	(267.33)	(267.33)	(267.33)	(267.33)
11/16/2017	Equipment Usage Charges	(4.45)	p a4	(0.45)	(0.45)	(0.45)	(0.45)	(0.40)	(0.45)	(0.45)	(0.45)	(0.45)	(0.45)
11/21/2017	Bryant & Associates October 2017	(3,000.00)	p ba1-sa	(300.00)	(300.00)	(300.00)	(300.00)	(300.00)	(300.00)	(300.00)	(300.00)	(300.00)	(300.00)
11/29/2017	Xtelesis Corporation	(8.65)	p a4	(0.87)	(0.87)	(0.87)	(0.87)	(0.82)	(0.87)	(0.87)	(0.87)	(0.87)	(0.87)
11/30/2017	Salary/Assn Chgs Applied	(4,854.09)	p a4	(485.41)	(485.41)	(485.41)	(485.41)	(485.40)	(485.41)	(485.41)	(485.41)	(485.41)	(485.41)
11/30/2017	Equipment Usage Charges	(8.90)	p a4	(0.89)	(0.89)	(0.89)	(0.89)	(0.89)	(0.89)	(0.89)	(0.89)	(0.89)	(0.89)
12/12/2017	Weir Technical Services SCWA 10-17	(720.00)	p w3	(84.33)	(84.33)	(84.33)	(84.33)	(84.33)	(84.33)	(84.33)	(84.33)	(22.68)	(22.68)
12/19/2017	Salary/Assn Chgs Applied	(4,349.83)	p a4	(434.98)	(434.98)	(434.98)	(434.98)	(435.01)	(434.98)	(434.98)	(434.98)	(434.98)	(434.98)
12/19/2017	Equipment Usage Charges	(35.60)	p a4	(3.56)	(3.56)	(3.56)	(3.56)	(3.56)	(3.56)	(3.56)	(3.56)	(3.56)	(3.56)
12/22/2017	Weir Technical Services SCWA 11-17	(3,080.00)	p w3	(360.75)	(360.75)	(360.75)	(360.75)	(360.73)	(360.75)	(360.75)	(360.75)	(97.01)	(97.01)
12/22/2017	Bryant & Associates November 2017	(3,000.00)	p ba1-sa	(300.00)	(300.00)	(300.00)	(300.00)	(300.00)	(300.00)	(300.00)	(300.00)	(300.00)	(300.00)

North Bay Water Reuse Authority
July 1, 2017 to Date Transaction Summary
as of May 8, 2018
JOINT USE

Item No. 6.b

<u>Date</u>	<u>Description</u>	<u>Amount</u>		<u>Las Gallinas</u>	<u>Napa</u>	<u>Novato</u>	<u>SVCSD</u>	<u>SCWA</u>	<u>North Marin Water Dist.</u>	<u>Napa County</u>	<u>City of Petaluma</u>	<u>Marin Muni Water Dist.</u>	<u>American Canyon</u>
1/2/2018	Late Fee	(150.00)	p a4	(15.00)	(15.00)	(15.00)	(15.00)	(15.00)	(15.00)	(15.00)	(15.00)	(15.00)	(15.00)
1/3/2018	Salary/Assn Chgs Applied	(3,035.38)	p a4	(303.54)	(303.54)	(303.54)	(303.54)	(303.52)	(303.54)	(303.54)	(303.54)	(303.54)	(303.54)
1/12/2017	Salary/Assn Chgs Applied	(3,478.29)	p a4	(347.83)	(347.83)	(347.83)	(347.83)	(347.82)	(347.83)	(347.83)	(347.83)	(347.83)	(347.83)
1/17/2018	Bryant & Associates December 2017	(3,000.00)	p ba1-sa	(300.00)	(300.00)	(300.00)	(300.00)	(300.00)	(300.00)	(300.00)	(300.00)	(300.00)	(300.00)
1/12/2018	Salary/Assn Chgs Applied	(3,927.41)	p a4	(392.74)	(392.74)	(392.74)	(392.74)	(392.75)	(392.74)	(392.74)	(392.74)	(392.74)	(392.74)
1/26/2018	Weir Technical Services SCWA 12-17	(3,880.00)	p w3	(454.45)	(454.45)	(454.45)	(454.45)	(454.45)	(454.45)	(454.45)	(454.45)	(122.20)	(122.20)
1/26/2018	Weir Technical Services SCWA 12-17	(88.82)	p w3	(10.40)	(10.40)	(10.40)	(10.40)	(10.42)	(10.40)	(10.40)	(10.40)	(2.80)	(2.80)
2/9/2018	Salary/Assn Chgs Applied	(7,180.20)	p a4	(718.02)	(718.02)	(718.02)	(718.02)	(718.02)	(718.02)	(718.02)	(718.02)	(718.02)	(718.02)
2/14/2018	Bryant & Associates January 2018	(3,000.00)	p ba1-sa	(300.00)	(300.00)	(300.00)	(300.00)	(300.00)	(300.00)	(300.00)	(300.00)	(300.00)	(300.00)
2/22/2018	Weir Technical Services SCWA 01-18	(680.00)	p w3	(79.65)	(79.65)	(79.65)	(79.65)	(79.61)	(79.65)	(79.65)	(79.65)	(21.42)	(21.42)
2/22/2018	Salary/Assn Chgs Applied	(7,308.80)	p a4	(730.88)	(730.88)	(730.88)	(730.88)	(730.88)	(730.88)	(730.88)	(730.88)	(730.88)	(730.88)
3/8/2018	Salary/Assn Chgs Applied	(1,476.69)	p a4	(147.67)	(147.67)	(147.67)	(147.67)	(147.66)	(147.67)	(147.67)	(147.67)	(147.67)	(147.67)
3/16/2018	Weir Technical Services SCWA 02-18	(1,680.00)	p w3	(196.77)	(196.77)	(196.77)	(196.77)	(196.79)	(196.77)	(196.77)	(196.77)	(52.91)	(52.91)
3/16/2018	Weir Technical Services SCWA 02-18	(86.95)	p w3	(10.18)	(10.18)	(10.18)	(10.18)	(10.21)	(10.18)	(10.18)	(10.18)	(2.74)	(2.74)
3/22/2018	Salary/Assn Chgs Applied	(4,030.28)	p a4	(403.03)	(403.03)	(403.03)	(403.03)	(403.03)	(403.03)	(403.03)	(403.03)	(403.03)	(403.03)
4/3/2018	Bryant & Associates February 2018	(3,000.00)	p ba1-sa	(300.00)	(300.00)	(300.00)	(300.00)	(300.00)	(300.00)	(300.00)	(300.00)	(300.00)	(300.00)
4/6/2018	Salary/Assn Chgs Applied	(2,247.07)	p a4	(224.71)	(224.71)	(224.71)	(224.71)	(224.68)	(224.71)	(224.71)	(224.71)	(224.71)	(224.71)
4/6/2018	Equipment Usage Charges	(71.20)	p a4	(7.12)	(7.12)	(7.12)	(7.12)	(7.12)	(7.12)	(7.12)	(7.12)	(7.12)	(7.12)
4/16/2018	Xtelesis Corporation	(2.60)	p a4	(0.26)	(0.26)	(0.26)	(0.26)	(0.26)	(0.26)	(0.26)	(0.26)	(0.26)	(0.26)
4/17/2018	Bryant & Associates March 2018	(3,000.00)	p ba1-sa	(300.00)	(300.00)	(300.00)	(300.00)	(300.00)	(300.00)	(300.00)	(300.00)	(300.00)	(300.00)
4/23/2018	Salary/Assn Chgs Applied	(2,146.59)	p a4	(214.66)	(214.66)	(214.66)	(214.66)	(214.65)	(214.66)	(214.66)	(214.66)	(214.66)	(214.66)
5/4/2018	Salary/Assn Chgs Applied	(1,340.97)	p a4	(134.10)	(134.10)	(134.10)	(134.10)	(134.07)	(134.10)	(134.10)	(134.10)	(134.10)	(134.10)
Current NBWRA Balance \$ 208,880.34				\$ 23,616.01	\$ 23,616.01	\$ 23,616.01	\$ 23,616.01	\$ 23,616.24	\$ 23,616.01	\$ 23,616.01	\$ 19,906.14	\$ 11,830.95	\$ 11,830.95
PENDING				-	-	-	-	-	-	-	-	-	-
Projected Balance \$ 208,880.34				\$ 23,616.01	\$ 23,616.01	\$ 23,616.01	\$ 23,616.01	\$ 23,616.24	\$ 23,616.01	\$ 23,616.01	\$ 19,906.14	\$ 11,830.95	\$ 11,830.95
				11.31%	11.31%	11.31%	11.31%	11.31%	11.31%	11.31%	9.53%	5.66%	5.66%
Current NBWRA Reconciliation				Current NBWRA Joint Use Reconciliation by Entity									
Beginning Balance	118,543.14	b		19,662.35	19,662.35	19,662.35	19,662.35	19,662.20	19,662.35	19,662.35	15,952.48	(17,522.82)	(17,522.82)
Deposits	234,138.00	d		19,350.00	19,350.00	19,350.00	19,350.00	19,350.00	19,350.00	19,350.00	39,669.00	39,669.00	39,669.00
Interest Earnings	-	i		-	-	-	-	-	-	-	-	-	-
Payments	(143,800.80)	p		(15,396.34)	(15,396.34)	(15,396.34)	(15,396.34)	(15,395.96)	(15,396.34)	(15,396.34)	(15,396.34)	(10,315.23)	(10,315.23)
Total:	208,880.34			23,616.01	23,616.01	23,616.01	23,616.01	23,616.24	23,616.01	23,616.01	19,906.14	11,830.95	11,830.95
Current NBWRA Obligations													
Vendor	Encumbrances			Paid to date	Adjustments	Balance	Expires	% Spent					
Program Mangement - (Weir : FY 14/15 - 16/17)	51,961.65	w3		22,950.31	-	29,011.34		44.17%	Carryover from Last FY				
Program Mangement - (Weir : FY 17/18)	37,500.00	w4		-	-	37,500.00		0.00%					
State Advocacy (Onate Group sub) - (B&A: FY 17/18)	36,000.00	ba1-sa		27,000.00	-	9,000.00		75.00%					
SCWA Administration - (SCWA : FY 14/15 - 16/17)	36,387.20	a3		36,387.20	-	-		100.00%	Carryover from Last FY				
SCWA Administration - (SCWA : FY 17/18)	120,000.00	a4		57,463.29	-	62,536.71		47.89%					
Total	281,848.85			143,800.80	-	138,048.05		51.02%					

North Bay Water Reuse Authority
July 1, 2017 to Date Transaction Summary
as of May 8, 2018
Discretionary

Item No. 6.b

<u>Date</u>	<u>Description</u>	<u>Amount</u>		
7/1/2017	Beginning Balance	48,724.00	b	
10/26/2017	Room rental	(376.00)	p	ua
11/20/2017	Marin County Associate Member Fee	5,000.00	d	

Current NBWRA Balance	53,348.00
PENDING	

Projected Balance	53,348.00
--------------------------	------------------

Current NBWRA Reconciliation		
Beginning Balance	48,724.00	b
Deposits	5,000.00	d
Interest Earnings	-	i
Payments	(376.00)	p
Balance	53,348.00	

<u>Combined</u>	<u>Marin Muni</u>	<u>City of</u>
	<u>Water Dist.</u>	<u>American Canyon</u>
48,724.00	21,884.62	15,000.00
	20,000.00	
5,000.00		
53,724.00	-	15,000.00
	21,884.62	
	25,000.00	
-	-	-
53,724.00	-	15,000.00
	MMWD	AM
	Marin County	

Current NBWRA Joint Use Reconciliation by Entity			
48,724.00	-	21,884.62	15,000.00
5,000.00	-	5,000.00	-
-	-	-	-
-	-	-	-
53,724.00	-	21,884.62	15,000.00

NBWRA Obligations						
<u>Vendor</u>	<u>Encumbrances</u>	<u>Paid to date</u>	<u>Adjustments</u>	<u>Balance</u>	<u>Expires</u>	<u>% Spent</u>
N/A						
Total	-	-	-	-		
<u>Project</u>	<u>Unencumbered</u>	<u>Spent</u>	<u>Misc.</u>	<u>Balance</u>		<u>% Spent</u>
Admin Agency Services (Unallocated)	-	ua 376.00	-	(376.00)		#DIV/0!
Admin Agency Services (Room Rental)	-	rr -	-	-		#DIV/0!
Federal Congressional Tour	-	ft -	-	-		#DIV/0!
State Congressional Tour	-	st -	-	-		#DIV/0!
Total	-	376.00	-	(376.00)		
Miscellaneous Expenses		m -				
	<u>Scheduled costs</u>	<u>Expenses</u>	<u>Adjustments</u>	<u>Balance</u>		<u>% Spent</u>
Total	-	376.00	-	(376.00)		#DIV/0!

EXPENSES NOT ALLOCATED TO
SPECIFIC ENTITIES IN THIS
ACCOUNT

**Interest
North Bay Water Reuse Authority
as of May 8, 2018**

FY2013/2014

Period	Date Posted	Amount
1st Quarter	10/15/2013	\$ 1,335.43
2nd Quarter	1/15/2014	\$ 1,445.77
3rd Quarter	4/16/2014	\$ 1,034.70
4th Quarter	7/16/2014	\$ 590.63
Total		\$ 4,406.53

FY2014/2015

Period	Date Posted	Amount
1st Quarter	10/15/2014	\$ 1,849.53
2nd Quarter	1/15/2015	\$ 2,430.25
3rd Quarter	4/16/2015	\$ 2,256.57
4th Quarter	7/15/2015	\$ 1,682.38
Total		\$ 8,218.73

FY2015/2016

Period	Date Posted	Amount
1st Quarter	10/15/2015	\$ 1,631.68
2nd Quarter	1/15/2016	\$ 3,371.28
3rd Quarter	4/15/2016	\$ 3,509.54
4th Quarter	7/15/2016	\$ 3,407.03
Total		\$ 11,919.53

FY2016/2017

Period	Date Posted	Amount
1st Quarter	10/14/2016	\$ 4,111.97
2nd Quarter	1/13/2017	\$ 5,277.04
3rd Quarter	4/14/2017	\$ 5,383.46
4th Quarter	7/14/2017	\$ 5,766.27
Total		\$ 20,538.74

FY2017/2018

Period	Date Posted	Amount
1st Quarter	10/17/2017	\$ 5,909.98
2nd Quarter	1/12/2018	\$ 7,669.67
3rd Quarter	4/13/2018	\$ 6,628.28
4th Quarter		
Total		\$ 20,207.93

Board Information Requests

Item 7



Board Information Requests

- 💧 Requests from LGVSD Board member Rabi Elias and others:
 - Could NBWRA be integrated under North Bay WATER
- 💧 Question and related issues will be discussed under Item 8

Discussion and Direction Integrating NBWRA under NorthBay WATER

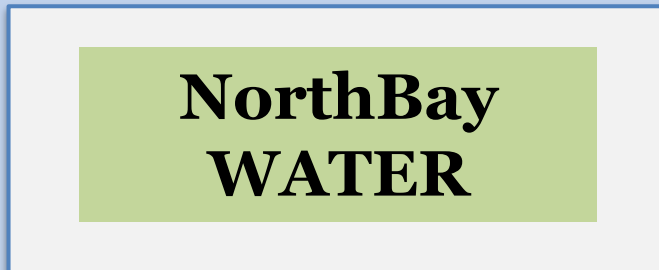
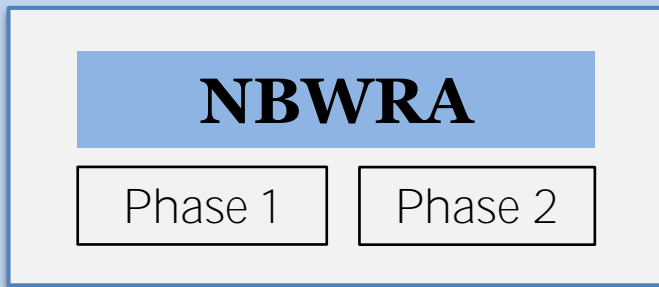
Item 8



Consider Integrating NBWRA under NorthBay WATER

- 💧 Since the NorthBay WATER Workshops started in January, we've received consistent comments from Board members and agency staff:
 - There are too many meetings, we need to consolidate
 - There are programs and projects – how do we get them all in one place?
 - All of these individual activities cost money – can we consolidate to share costs so I can afford to participate?

Integrating Projects under Organization Structure Item No. 8



NorthBay WATER Organization and Project Administration

Organization

- Meetings, Worksessions, Membership Development and Communications
- Strategic Plan and Supporting Organizational Structure
- State and Federal Legislative Platforms

Project Administration

- NBWRA – Phase 1
- NBWRA – Phase 2
- Drought Contingency Plan

Project Administration

💧 Benefits of Integrating Project Administration

- Shared meetings and communications
- Reduced administrative costs
- Quarterly reporting at Board meetings

💧 Need for Individual Project Administration

- Different grant management requirements
- Different agencies participating in each project require specific cost-share agreements

Activities Needed to Support NBWRA are Winding Down

Phase 1

- One project remaining
- SCWA administration: targeting close-out at end of FY 18/19

Phase 2

- Study Completion: Feasibility Study, EIS/EIR and Record of Decision – Oct/Nov 2018
- Advocacy to ensure state and federal funds are available to implement projects
- Web and written materials in support of advocacy and grants
- Grant writing in support of project implementation funds
- SCWA administration

Discussion and Consideration

- 💧 Monitor development of NorthBay WATER and where possible, coordinate Board Meetings to reduce meeting redundancy
- 💧 Investigate and report findings associated with Integrating as a Project under NorthBay WATER including:
 - Potential cost-savings from combined Meetings
 - Potential cost-savings from combined Public Outreach and Communications
 - Potential cost-savings from combined State and Federal Advocacy
 - Any needed amendments to the NBWRA MOU
 - Potential cost-savings in SCWA administration
 - Potential timeline for transition to occur

NBWRA FY 18/19 Budget and Meeting Dates

Item 9



FY 18/19 Total Budget

Task	FY17/18	FY18/19
Engineering Planning and Outreach, Grant application and Management	\$150,814	\$176,103
Program Development Federal, and State Advocacy	\$211,850	\$211,850
Program Manager	\$37,500	\$0
SCWA Administration	\$195,479	\$118,000
Total	\$595,643	\$505,953

Proposed FY 18/19 Title XVI Program Budget

- 2nd year of a 2-year Contract demonstrates additional cost-efficiencies
- The proposed FY 18/19 budget is reduced from the FY 17/18 budget
- Variation in Phase 2 Agencies' costs due to EIR/EIS

	Program Budget	LGVSD	Napa SD	Novato SD	SVCSD	SCWA	NMWD	Napa County	Petaluma	MMWD	American Canyon
FY17/18	\$595,643	\$19,350	\$76,799	\$76,799	\$76,799	\$76,799	\$19,350	\$19,350	\$76,799	\$76,799	\$76,799
FY 18/19	\$505,953	\$6,000	\$66,065	\$66,850	\$65,033	\$67,775	\$6,000	\$6,000	\$83,529	\$67,912	\$70,791
Total Budget	\$1,101,596	\$23,350	\$142,854	\$141,833	\$141,833	\$144,575	\$25,350	\$25,350	\$160,329	\$144,710	\$147,590

Action: Consider Approving FY18/19 Title XVI Budget and Cost-allocation

Total Budget	LGVSD	Napa SD	Novato SD	SVCSD	SCWA	NMWD	Napa County	Petaluma	MMWD	American Canyon
\$505,953	\$6,000	\$66,065	\$66,850	\$65,033	\$67,775	\$6,000	\$6,000	\$83,529	\$67,912	\$70,791

FY 18/19 Meeting Dates

💧 Upon approval of the FY 18/19 Title XVI Program Budget, the quarterly meeting dates are:

- July 23, 2018
- October 22, 2018
- January 28, 2019
- April 22, 2019

Phase 1: Status and Activities

Item 10



Phase 1: Status and Activities

- 💧 Information to be provided by SCWA: Jake Spaulding and Kevin Booker

Phase 2: Status and Activities

Item 11



Phase 2: Program Development, Federal and State Advocacy



Program Development and State Advocacy



Phase 2 Title XVI Program

- 💧 Phase 2 Implementation Funding
 - Based on \$72.4M project value in Feasibility Study
 - Secure \$18.1M or 25% federal cost-share from Title XVI WaterSMART grant program
- 💧 Funding in the 2018 budget
 - \$20M for WIIN-Act Title XVI Projects
 - \$34.06M for Authorized Title XVI Projects

Phase 2 Construction Grants

- 💧 Status of Funding Opportunity Announcement (FOA)
 - Submitted comments on Proposed FY 18 Criteria
 - Anticipate FOA to be released after USBR reviews and responds to comments
 - \$20M in funding available
 - Petaluma and American Canyon will be applicants

Title XVI Program in Transition

- 💧 Possible Changes for the Title XVI Program
 - Congress may increase funding levels:
 - A single pot of \$50M annually for both legacy and WIIN Act projects
 - Administrative reorganization:
 - Full time regional staff dedicated to Title XVI
 - New FOA content and internal review process
 - Office of Management and Budget (OMB) investigating ways to improve Title XVI Program
 - Revised Directives and Standards to include economic value of recycled water
 - General Accounting Office (GAO) Investigation
 - **Preparing report for Congress on Title XVI program's performance and will include recommendations for improvement (due Fall 2018)**

State Advocacy



Long-Term Water Conservation Mandates

Legislative Efforts – Still Pending

- 💧 SB 606 (Hertzberg) and AB 1668 (Friedman) – supported by both the Governor and the SWRCB – are still pending.
 - In general, the measures have picked up additional support (ex. CMUA has moved to support, if amended, joining other water agency interest, including WateReuse in support – ACWA has an oppose unless amended position at the time of this PowerPoint.)

SB 5: Parks (and some Water) Bond – and Meral Effort

- 💧 As a reminder, if approved by the voters in June 2018, SB 5 would provide \$80 million dollars for recycled water funding (excluding planning grants)
- 💧 The November 2018 water funding initiative spearheaded by Jerry Meral – which would provide \$400 million for recycled water purposes, as specified – has qualified for the ballot.

SWRCB: Proposed Changes to CWRSRF IUP - Workshops

- 💧 As noted, the SWRCB held a series of workshops to explain their proposed changes to the CWRSRF IUP
 - Also as previously noted, the comment deadline was May 10.

- 💧 Key proposed changes included (as reflected in April 27 SWRCB PowerPoint)
 - Fundable Projects
 - All small SDAC & DAC Applicants are fundable
 - New small SDAC & DAC Applicants automatically fundable
 - Only listed non-DAC applications are fundable
 - Walk-ins not fundable during SFY 2018-19

Continued: Proposed IUP Changes Highlighted by SWRCB

Item No. 11

- 💧 Partial Project Funding
 - May include negotiated disbursement timing limits
 - Amount listed is maximum funding

- 💧 Partial Funding Available for Small SDAC and DAC Applicants
 - Insufficient Prop 1 Grant funds to meet fulfill requests
 - After small community grant funds are committed

Continued: Proposed IUP Changes Highlighted by SWRCB

Item No. 11

- 💧 Retroactive Construction Eligibility
 - DFA may use notice to proceed for construction eligibility
 - Only applicable to projects on fundable list
 - **At the applicant's risk**
 - Complete federal consultations are critical before starting construction

- 💧 Deputy Director may Remove a Fundable Project if Non-responsive
 - After notification and opportunity to respond is given
 - **Projects removed are eligible for next year's fundable list**

Phase 2: Engineering and Environmental Services Public Outreach



Engineering Services



Engineering Services

💧 Phase 2 Feasibility Study Report

- Initiating file cleanup on the SharePoint site
- **“Repackage” agency projects for grant application**

💧 EIR/EIS Support

- Respond to environmental team questions
- Investigate potential revised project layouts/costs to address environmental issues
- GIS support
- Review documents for technical accuracy

Engineering Services

- 💧 Phase 2 Construction Grant Application
 - Timeframe: FOA for WaterSMART under WIIN Act release TBD
 - Projects
 - Resubmittal of Petaluma treatment plant expansion
 - New American Canyon projects

NEPA and CEQA Document Services



CEQA/NEPA Services

Phase 2 EIR/EIS Draft EIR/EIS Circulation

- Coordination with Napa San/SCWA
- Resolution of Member Agencies and Reclamation Comments
- Circulation of EIR for CEQA 45-Day Public Review
- Distribution to Reclamation for SOI Review: 300 page limit

SHPO Section 106 Consultation

- Meeting with Yoche Dehe Tribal Representatives
- Coordination with Napa San to develop Section 106 Approach

USFWS Section 7 Consultation

- Draft Biological Assessment under review by Reclamation

CEQA/NEPA Services

💧 Phase 2 EIR/EIS – 3-Month Look Ahead: May 2018 to July 2018

- Public Draft EIR/EIS:
 - Public Meetings: May 7, May 9, May 10, May 14
 - CEQA Public Comment Period Closure May 18.
 - Reclamation: SOI Review and Federal Register Notice
- Final EIR/EIS:
 - Response to Comment: June 1 2018
 - Anticipated CEQA Local Agency Certifications: July 2018
 - NEPA ROD: August/Sept 2018
- SHPO Section 106 Consultation: July, 2018
 - Tribal Consultations Completed
 - Reclamation consulting with SHPO
- USFWS Section 7 Consultation:
 - Biological Assessment to Reclamation under Review
 - USFWS Section 7 Consultation July, August 2018

EIR/EIS Schedule: Key Dates

Activities	Review Responsibilities	Start	Finish
EIR/EIS		11/7/2017	7/30/2018
Public Draft EIR/EIS Circulation		4/3/2018	4/3/2018
CEQA Public Review Period 45 Day		4/3/2018	5/18/2018
Admin Final EIR		5/18/2018	6/1/2018
NBWRA Agency Review	NBWRA Member Agencies	6/1/2018	6/15/2018
Final EIR		6/15/2018	7/1/2018
Final EIR Circulation		7/1/2018	7/15/2018
Local Agency Approvals	Local Approvals	7/15/2018	7/30/2018

EIS/ROD Activities: Key Dates

Activities	Start	Finish
EIS Tasks		
Reclamation/SOI Review	4/3/2018	5/15/2018
Federal Register Notice	5/15/2018	6/1/2018
60 Day Public Review	6/1/2018	7/15/2018
Final EIS Response to Comments	7/15/2018	7/30/2018
Section 106 Cultural Resources Consultation	12/1/2017	6/30/2018
Section 7 USFWS Consultation	12/1/2017	8/30/2018
Reclamation ROD	6/1/2017	8/30/2018
Draft ROD	6/1/2017	7/1/2018
Final ROD	7/1/2018	7/30/2018
<i>Federal Register Notice</i>	<i>8/1/2018</i>	<i>8/30/2018</i>

Completing CEQA/NEPA Documents

- 💧 Budget Reconciliation and Possible Amendment May Be Needed
- 💧 Due to Scale of Program in Final Documents v Original Scope of Work
 - Project/Program Elements
 - Supplemental EIR/EIS
 - Secretary of Interior Order 3355: Page Restrictions
 - Reclamation Review and Tracking
 - Cultural Resources Project Specific Issues
 - Petaluma Field Work
 - American Canyon
 - Soscol Storage: Option B Development/Field Work
 - 508 Document Formatting
 - Level of public comments received

Public Outreach



Public Outreach

- 💧 NBWRA Title XVI Program website updates and member notifications
- 💧 Coordination with noticing ESA on EIR/EIS public meetings
 - Postcard notifications
 - Ad placements in various publications
 - Press release distributed
- 💧 Assist with logistics and coordination of public meetings
 - Signage/ sign sheets / set up and tear down

Public Outreach

Publications:

Press Democrat

Argus Courier (Petaluma)

Sonoma Index Tribune

Vallejo Times

Marin IJ

Napa Register

Public Hearings:

May 7 (Monday)

American Canyon City Hall

May 10 (Thursday)

Petaluma Community Center

May 9 (Wednesday)

San Rafael Community Center Auditorium

May 14 (Monday)

Sonoma Community Center



Member Agencies


- City of American Canyon
- Las Gallinas Valley Sanitary District
- Marin County
- Marin Municipal Water District
- Napa County
- Napa Sanitation District
- North Marin Water District
- Novato Sanitary District
- City of Petaluma
- Sonoma County Water Agency
- Sonoma Valley County Sanitation District

Para ver esta información en español, por favor visite al www.nbrwa.org

The North Bay Water Reuse Authority (NBWRA) is a cooperative program in the San Pablo Bay region that supports sustainability and environmental enhancement by expanding the use of recycled water. The NBWRA is proposing Phase 2 of the North Bay Water Reuse Program to continue increasing the beneficial use of recycled water. Sonoma County Water Agency (Water Agency) will act as Lead Agency under the California Environmental Quality Act (CEQA). The Department of Interior, Bureau of Reclamation will be the federal Lead Agency for preparing an Environmental Impact Statement (EIS).

The Draft EIR/EIS will consider ten alternatives, as well as the No Action and No Project Alternatives. The Alternatives consist of treatment, transmission, and storage facilities necessary to meet a range of recycled water demand scenarios within the NBWRA service area through 2025. Each Alternative considers varying levels of recycled water use and corresponding levels of regional facility integration.

Public Hearings will be held in American Canyon, Petaluma, San Rafael, and Sonoma. If the same comment will be presented at each location, please contact the Water Agency at www.nbrwa.org. If you have a disability which requires an accommodation, please contact the Water Agency at 415-224-8578, as soon as possible to make arrangements.




Notice of Availability of Draft EIR/EIS

North Bay Water Reuse Authority to Host Public Meetings to Review Phase 2 Recycled Water Projects

Construction needs related to reliable water supplies and enhanced environmental restoration. These projects would include construction and operation of treatment, transmission, and storage facilities; development of new water supply facilities; and other water supply projects. The NBWRA is proposing Phase 2 of the North Bay Water Reuse Program to continue increasing the beneficial use of recycled water. Sonoma County Water Agency (Water Agency) will act as Lead Agency under the California Environmental Quality Act (CEQA). The Department of Interior, Bureau of Reclamation will be the federal Lead Agency for preparing an Environmental Impact Statement (EIS). The 45-day review period begins on April 4, 2018.

The public comment period will close at 5:00 PM on May 18, 2018. Before including your name, address, phone number, e-mail address, or other personal identifying information in your comment, you should be aware that your comment may be made publicly available at any time. Your written comments may be submitted by e-mail at Phase2EIR@nbrwa.org or by mail to the address below. Please include a name, address, and telephone number of a person at your agency for all future correspondence on this subject. Please send your comments to: Anne Creadock, Sonoma County Water Agency, 404 Aviation Boulevard, Santa Rosa, CA 95403.



2002020 - Pub Apr 4, 2018

PUBLIC NOTICE " PUBLIC NOTICE

Notice of Availability of Draft EIR/EIS

North Bay Water Reuse Authority to Host Public Meetings to Review Phase 2 Recycled Water Projects

The North Bay Water Reuse Authority (NBWRA) is a cooperative program in the San Pablo Bay region that supports sustainability and environmental enhancement by expanding the use of recycled water. The NBWRA is proposing Phase 2 of the North Bay Water Reuse Program to continue increasing the beneficial use of recycled water. Sonoma County Water Agency (Water Agency) will act as Lead Agency under the California Environmental Quality Act (CEQA). The Department of Interior, Bureau of Reclamation will be the federal Lead Agency for preparing an Environmental Impact Statement (EIS). The 45-day review period begins on April 4, 2018.

The Draft EIR/EIS will consider ten alternatives, as well as the No Action and No Project Alternatives. The Alternatives consist of treatment, transmission, and storage facilities necessary to meet a range of recycled water demand scenarios within the NBWRA service area through 2025. Each Alternative considers varying levels of recycled water use and corresponding levels of regional facility integration. These facilities would be constructed within or along public roadways within Marin, Sonoma, and Napa counties.

In keeping with the Water Agency's Sustainability Program, the Draft EIR/EIS is available to the public at www.nbrwa.org. Hard copies of the Draft EIR/EIS are also available for review only at libraries, or are available upon request by emailing Phase2EIR@nbrwa.org. For more information, as well as a list of libraries, please visit www.nbrwa.org.

A series of four public hearings will be held within the collective NBWRA service area during the 45-day review period. (The same content will be presented at each meeting.) The hearings will be held on the following dates:

May 7, 2018 (Monday) 6:30 PM - 8:00 PM American Canyon City Hall Council Chambers 4381 Bernhart, Suite 201 American Canyon	May 10, 2018 (Thursday) 6:30 PM - 8:00 PM Petaluma Community Center (Craft Rooms) 430 North McDowell Boulevard Petaluma
May 9, 2018 (Wednesday) 6:30 PM - 8:00 PM San Rafael Community Center Association 418 E Street, San Rafael	May 14, 2018 (Monday) 6:30 PM - 8:00 PM Sonoma Community Center, Room 110 270 East Napa Street, Sonoma

If you have a disability which requires an accommodation, an alternative format, or requires another person to assist you while attending these meetings or reviewing associated materials, please contact the Water Agency at 707-524-8578, as soon as possible to ensure arrangements for accommodation.

The public comment period will close at 5:00 PM on May 18, 2018. Before including your name, address, phone number, e-mail address, or other personal identifying information in your comment, you should be aware that your comment may be made publicly available at any time. Your written comments may be submitted by e-mail at Phase2EIR@nbrwa.org or by mail to the address provided below, via e-mail at Phase2EIR@nbrwa.org, or at the NBWRA website: www.nbrwa.org.

Please include a name, address and telephone number of a contact person in your agency for all future correspondence on this subject. Please send your comments to:

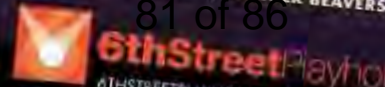
Anne Creadock
Sonoma County Water Agency
404 Aviation Boulevard
Santa Rosa, CA 95403

Item No. 11
migrants from
traveling through
with hopes of re-
United States — a
to use it as a judge
his political oppon-
"Some of it is
guy at the end of
guy's opinion
got reaction is to
got to send the
said Mark Krikorian
executive director
Center for Immig-
Studies, which ad-
slashing immigration
els. "But there may
an element here of po-
messaging and a de-
create problems in No-
ber for Democratic e-
dates who have refo-
embrace his policies."
Whatever Trump's
livation, the presi-
floated the idea after d-
of public stewing ab-



APRIL 27 - MAY 20, 2018

Book by HARVEY FIERSTEIN
Directed by RUSSELL KALTSCHMIDT
Choreography by JOSEPH FAVORABLE
Music Directed by GINGER BEAVERS





NORTH BAY WATER REUSE PROGRAM

Water Supply Reliability through Regional Reuse

- Home
- About Us
- Project Descriptions
- Costs & Funding
- Reports / Documents
- Advocacy
- FAQs
- Links

Notice of Availability of Phase 2 Draft EIR/EIS

Notice of Availability – Draft Environmental Impact Report/Statement North Bay Water Reuse Program – Phase 2 1.26MB

Public Hearings

A series of four public meetings will be held within the collective NBWRA service area during the 45-day Draft EIR/EIS review period. (The same content will be presented at each meeting.) The public meetings will be held on the following dates:

May 7, 2018 (Monday)
6:30 PM – 8:00 PM
American Canyon City Hall (Council Chambers)

NOTICE OF AVAILABILITY PHASE 2 DRAFT EIR/EIS

Notice of Availability – Draft Environmental Impact Report/Statement North Bay Water Reuse Program Phase 2 (pdf)

QUICK LINKS

- DRAFT EIR/EIS
- Project Des

Reports & Documents

Browse the categories below for documents on all aspects of the NBWRA program and recycled water in general. Click to view the available documents.

Notice of Availability of Phase 2 Draft EIR/EIS

Notice of Availability – Draft Environmental Impact Report/Statement North Bay Water Reuse Program – Phase 2 1.26MB

Phase 2 Draft Environmental Impact Report/Environmental Impact Statement

Draft Environmental Impact Report/ Environmental Impact Statement for the North Bay Water Recycling Program Phase 2 is available.

- North Bay Water Reuse Program Phase 2 Draft EIR/EIS 32.4MB

NBWRA Phase 2 Notice of Preparation

NBWRA Phase 2 Notice of Preparation is available.

- Notice of Preparation (NOP) for the Phase 2 Program 9MB

NBWRA Phase 2 Notice of Preparation Availability

Notice of Preparation: The NBWRA is proposing Phase 2 the North Bay Water Recycling Program to continue increasing the beneficial use of recycled water. Public Information and scoping meeting dates can be found in this PDF.

- NBWRA Phase 2 Notice of Preparation Availability 197kb

NBWRA Phase 2 Scoping Study Summary Report now available

The North Bay Water Reuse Authority's (NBWRA) Phase 2 Scoping Studies have been conducted to determine whether to proceed with feasibility-level engineering and design for Phase 2 of the North Bay Water Reuse Program. The studies were conducted at a conceptual level.

Items for Future Discussion & Action

Item 12



Next Meeting: July 23, 2018

Draft Agenda

- 💧 Title XVI Program
 - Regular Business Reports
 - Phase 1 and 2: Status and Activities
 - Phase 2 Construction Grant application

- 💧 Report: Integrating NBWRA as a Project under NorthBay WATER

Comments from Chair and Board Members

Item 13



Adjourn

Item 14

