



## **NORTH BAY WATER REUSE PROGRAM**

*Expanding Water Supplies with Regional Reuse*

### **BOARD OF DIRECTORS MEETING**

#### **AGENDA**

**Monday, July 23, 2018  
9:30 AM**

**Novato City Hall Council Chambers  
901 Sherman Avenue, Novato, CA 94945**

Members and Consultants unable to attend in person may call in: (Local dial in): +1 (602) 567-4030, Toll Free: +1 (888) 227-0011, Access Code: **1988**

<https://Conferencing2.brwncauld.com/conference/1988>

**1. Call to Order (1 minute)**

**2. Roll Call (1 minute)**

**3. Public Comment (3 minutes)**

(Any member of the public may address the Board at the commencement of the meeting on any matter within the jurisdiction of the Board. This should not relate to any item on the agenda. It is the policy of the Authority that each person addressing the Board limit their presentation to three minutes. Non-English speakers using a translator will have a time limit of six minutes. Any member of the public desiring to provide comments to the Board on an agenda item should do so at the time the item is considered. It is the policy of the Authority that oral comments be limited to three minutes per individual or ten minutes for an organization. Speaker's cards will be available in the Boardroom and are to be completed prior to speaking.)

**4. Introductions (2 minutes)**

**5. Board Meeting Minutes of May 21, 2018 (2 minutes)**

(The Board will consider approving the minutes from the May 21, 2018 Board meeting.)

**6. Report from the Chair (10 minutes)**

(The Chair will report on the following items.)

6.a Consultant Progress Reports

6.b Financial Reports

Action  
Pages 6 – 9

Information and  
Discussion  
Pages 12 – 20  
Pages 21 – 35

**North Bay Water Reuse Authority • c/o Sonoma County Water Agency, 404 Aviation Boulevard, Santa Rosa, CA 95403  
707-235-8965 • NBWRA.org**

County of Marin • Las Gallinas Valley Sanitary District • Novato Sanitary District • Marin Municipal Water District • North Marin Water District • Sonoma County Water Agency  
City of Petaluma • Sonoma Valley County Sanitation District • County of Napa • Napa Sanitation District • City of American Canyon

- |  |  |
|--|--|
| <p><b>Discussion</b><br/><b>Pages 36 – 44</b></p>  | <p><b>7. Phase 1: Status and Activities (10 minutes)</b><br/>(The Board will be updated on Phase 1 status and activities, including options for Phase 1 Cost Reconciliation.)</p>  |
| <p><b>Information</b><br/><b>Pages 45 – 64</b></p> | <p><b>8. Phase 2: Status and Activities (10 minutes)</b><br/>(The Board will be updated Phase 2 status and activities.)</p>  |
| <p><b>Discussion</b><br/><b>Pages 65 – 85</b></p>  | <p><b>9. The NBWRA: Program Status and Looking Forward (15 minutes)</b><br/>(The Board will be updated the NBWRA Program Status for FY2018/19 and activities that could be undertaken in future years.)</p>  |
| <p><b>Discussion</b><br/><b>Pages 86 – 87</b></p>  | <p><b>10. Items for Future Discussion and Action (5 minutes)</b><br/>(The Board will consider items for future discussion and action.)</p>   |
| <p><b>Information</b><br/><b>Page 88</b></p>       | <p><b>11. Comments from Chair and Board Members (5 minutes)</b><br/>(The Chair and Board members may make brief announcements or reports on his or her own activities, pose questions for clarification, and/or request that items be placed on a future agenda. Except as authorized by law, no other discussion or action may be taken.)</p> |
| <p><b>Page 89</b></p>                              | <p><b>12. Adjournment (1 minute)</b></p>   |

<p><b>Next Board Meeting</b> <b>Monday, October 22, 2018, 9:30 A. M., Novato City Hall</b></p>
--

(In compliance with the Americans with Disabilities Act of 1990, if you need special assistance to participate in a Board meeting, or you need a copy of the agenda, or the agenda packet, in an appropriate alternative format, please contact the Program Manager at (510) 410-5923. Notification of at least 48 hours prior to the meeting or time when services are needed will assist in assuring that reasonable arrangements can be made to provide accessibility to the meeting or service. A copy of all the documents constituting the agenda packet is available for public inspection prior to the meeting at 404 Aviation Boulevard, Santa Rosa, CA 95403. Any person may request that a copy of the agenda or the agenda packet be mailed to them for a fee of \$.10 per page plus actual mailing costs. If you wish to request such a mailing, please contact Chuck Weir, Weir Technical Services, 3026 Ferndale Court, Pleasanton, CA 94588, 510-410-5923, [chuckweir@sbcglobal.net](mailto:chuckweir@sbcglobal.net). The agenda for each meeting is also available on-line at [www.nbwra.org](http://www.nbwra.org) and will be available at the meeting.)



# NBWRA Board Meeting

July 23, 2018



# Today's Agenda

- 💧 Items 1-5: Regular Meeting Business
- 💧 Item 6: Report from the Chair
- 💧 Item 7: Phase 1: Status and Activities
- 💧 Item 8: Phase 2: Status and Activities
- 💧 Item 9: The NBWRA: Program Status and Looking Forward
- 💧 Item 10: Items for Future Discussion and Action
- 💧 Item 11: Comments from Chair and Board Members
- 💧 Item 12: Adjourn

# Regular Meeting Business

## Items 1-5





**North Bay Water Reuse Authority  
Board of Directors Meeting  
Minutes  
May 21, 2018**

**1. Call to Order**

Chair Rabbitt called the meeting to order at 9:42 a.m. on Monday, May 21, 2018 at the Novato City Hall Council Chambers, 901 Sherman Avenue, Novato, CA. Members, consultants, and others who were unable to attend participated via telephone, 1 (602) 567-4030 (Local dial in). 1-888-227-0011 (Toll Free), access code 1988; and the internet at:

<https://Conferencing2.brwnald.com/conference/1980>

**2. Roll Call**

<b>PRESENT:</b>	David Rabbitt, Chair	Sonoma County Water Agency
	Jill Techel, Vice Chair	Napa Sanitation District
	Mariam Aboudamous	City of American Canyon
	Jack Baker	North Marin Water District
	Rabi Elias	Las Gallinas Valley Sanitary District
	Jack Gibson	Marin Municipal Water District
	David Glass	City of Petaluma
	Susan Gorin	Sonoma Valley County Sanitation District
	Bill Long	Novato Sanitary District
	Belia Ramos	Napa County
	Dennis Rodoni	Marin County

**ABSENT:** None

**OTHERS**

<b>PRESENT:</b>	Chuck Weir, Program Manager	Weir Technical Services
	Mike Ban	Marin Municipal Water District
	Don Berger	West Yost
	Kevin Booker	Sonoma County Water Agency
	Ginger Bryant	Bryant & Associates
	Phil Brun	City of Napa
	Samantha Cohen	Brown & Caldwell
	Lorenzo Corona	Marin County
	Anne Crealock	Sonoma County Water Agency
	Grant Davis	Sonoma County Water Agency
	Chris DeGabriele	Las Gallinas Valley Sanitary District
	Jim Graydon	Woodward & Curran
	Leon Garcia	City of American Canyon
	Rosey Jencks	Brown and Caldwell
	Steve Hartwig	City of American Canyon
	Sandeep Karkal	Novato Sanitary District
	Mike Kirn	City of Calistoga
	Craig Lichty	Kennedy Jenks

Drew McIntyre  
 Mark Millan  
 Phillip Miller  
 Jim O'Toole  
 Amy Rogers  
 Larry Russell  
 Mike Savage  
 Brad Sherwood  
 Jake Spaulding  
 Melanie Tan  
 Jeff Tucker  
 Rocky Vogler  
 Leah Walker

North Marin Water District  
 Data Instincts  
 Napa County  
 ESA  
 West Yost  
 Marin Municipal Water District  
 Brown and Caldwell  
 Sonoma County Water Agency  
 Sonoma County Water Agency  
 Kennedy Jenks  
 Napa Sanitation District  
 North Marin Water District  
 City of Petaluma

### **3. Public Comments**

There were no comments from the public

### **4. Introductions**

Introductions were made for the benefit of new attendees.

### **5. Board Meeting Minutes of February 26, 2018.**

The minutes of the February 26, 2018 meeting were unanimously approved by the Board.

### **6. Report from the Chair**

#### **a. Consultant Progress Reports**

The Board reviewed the consultant progress reports for February, March, and April 2018.

#### **b. Financial Reports**

The Board reviewed the Financial Reports for Fiscal Year 2017/18 through April 30, 2018.

### **7. Board Information Requests**

A request to consider integrating North Bay WATER and NBWRA was discussed under Item No. 8.

### **8. Discussion and Direction: Could NBWRA be Integrated Under NorthBay WATER**

There have been requests from Board members and others to reduce the number of meetings in an effort to be more efficient and reduce costs. Ginger Bryant presented information as to how NBWRA could be integrated under NorthBay WATER. Board members expressed support for the concepts of NorthBay WATER but were concerned as to how it could be made to work. Chair Rabbitt felt it was premature and that he didn't see how you could fold an existing program into something that does not yet exist. Some board members wondered about integrating NorthBay WATER under NBWRA. Vice Chair Techel asked about the role of the TAC and requested a chart of agencies and their participation. Director Gibson asked how the costs for NorthBay WATER would be impacted by the number of participants. Following discussion, the Board directed the team to report back at the next meeting with actual cost savings and options for integrating the two programs.

### **9. Approval of the FY2018/19 Budget and Meeting Dates**

Mike Savage reviewed the Budget and noted that it was the same as was presented at the February 26, 2018 meeting. The Board unanimously approved the FY2018/19 Budget and meeting dates.

### **10. Phase 1: Status and Activities**

Jake Spaulding gave a report on the status of Phase 1. He noted that USBR has granted a two-year extension for Phase 1. He also noted that at the next meeting he will present a proposal to true up all Phase 1 costs through September 30, 2018, the original agreement end date. If all agencies agreed to the methodology and estimates, the final proposal could be presented for approval at the October 22, 2018 meeting. Phase 1 agencies that still have projects to complete would be responsible for the remaining administrative costs, which are minimal at this point.

### **11. Phase 2: Status and Activities**

Ginger Bryant reported on the Phase 2 Title XVI Program. There are \$72.4 M in projects and they are seeking \$18.1 M for the 25% federal matching share. The federal 2018 Budget includes \$54 M for various Title XVI projects. It is anticipated that a Funding Opportunity Announcement will be issued in July, August, or September. She discussed possible changes in the Title XVI program including changes in USBR administration. There is disagreement as to whether or not Phase 2 is covered in the original legislation. The Board unanimously approved the report on Program Development and Federal Advocacy. In the absence of Pilar Onate Quintana she also briefly covered state advocacy activities.

Mike Savage an update on the status of the Phase 2 Feasibility Report. Files are available on the SharePoint website. They are repackaging individual agency projects for future grant applications. The engineering team continues to provide support for the EIR/EIS.

Jim O'Toole provided a summary of the EIR/EIS public review process. Four public hearings were held and only one member of the public signed in. They anticipate only a few written comments. His team continues with Section 106 consultation and U.S. Fish and Wildlife Section 7 consultation. He provided a summary of key items for completion in the next three months, including response to comments, local agency certification, and issuance of the Record of Decision by USBR in August or September. He also noted that due to the scale of the program they may need a budget amendment in FY18/19. Mike Savage said that they would try to use remaining funds from other tasks.

Mark Millan discussed public outreach and communication issues. His team continually updates the website and coordinated with ESA on the public hearings for the EIR/EIS. He also noted positive comments from Marin County Club on receipt of recycled water from Novato Sanitary District and North Marin Water District.

### **12. Items for Future Discussion and Action**

Items for the next meeting include the following: regular business reports, Phase 1 and 2 Status and Activities, Phase 2 Construction Grant Application and a report on the possible integration of NorthBay WATER and NBWRA.



**13. Comments from Chair and Board Members**

There were no additional comments.

**14. Adjournment**

Chair Rabbitt adjourned the meeting at 10:47 a.m. The next meeting will be Monday, July 23, 2018 at 9:30 a.m. at Novato City Hall.

Minutes approved by the Board \_\_\_\_\_

Charles V. Weir  
Program Manager

C:\Users\Chuck\Documents\Weir Technical Services\NBWRA\Agendas\2018\2018-05\2018-05-21\_NBWRA\_Board\_Minutes.docx

# Report from the Chair

## Item 6



# NBWRA Reports

- 💧 See Packet for:
- Consultant Activity Reports
  - Financial Report

**North Bay Water Reuse Authority  
Program Development, Federal and State Advocacy  
May 2018 Activity Summary's**

**Bryant & Associates ~ Program Development**

- Participated in monthly team conference call
- Prepared for and attended May 21, 2018 Board meeting
- Activities in coordination with The Ferguson Group:
  - Discussed program reform in context of multiple water bills formulating in congress

**The Ferguson Group ~ Federal Advocacy**

- **Fiscal Year 2019.**—TFG continues to advocate for higher levels of funding for FY 2019 for Title XVI overall and the WIIN Act authorized Title XVI projects. The Authority continued to lead efforts to push for no less than \$54.4 million, the same level appropriated in FY 2018, to be appropriated to accelerate work on all water reuse projects under Title XVI, including no less than \$20 million to WIIN Act authorized water reuse projects. TFG also worked with the Authority to begin efforts to seek an increase in the \$50 million authorized under the WIIN Act for new water reuse projects.

The House and Senate versions of the Energy and Water Development Appropriations bills both include \$20 million to support water reuse projects like North Bay's Phase 2 program. At the same time, the House boosted spending on water reuse overall to \$65 million, while the Senate Committee on Appropriations has \$54.4 million for water reuse.

- **Other Issues of Priority.**—TFG also continues to work to secure amendments in various pieces of legislation to authorize Joint Powers Authorities to compete and receive awards for competitive grant funds under WaterSMART, Title XVI and programs authorized under the conservation title of the farm bill. TFG also worked to secure a permanent removal of the 250,000-acre limitation on the watershed and flood prevention program, which offers a new source of federal assistance for the Authority to partner with growers in the three-county region on off-farm water storage, conveyance and management infrastructure improvement projects. And, TFG is working with House and Senate offices to advance federally-backed financing for water reuse and other water management and water supply projects west-wide through the Bureau of Reclamation.

**The Onate Group ~ State Advocacy**

- Monitored legislation of potential interest to NBWRA.
- Provided update information regarding conservation legislation.
- Monitored WaterReuse and ACWA information of potential interest.
- Provided PowerPoint update slides for May Board meeting and dialed into Board meeting.

**North Bay Water Reuse Authority  
Program Development, Federal and State Advocacy  
June 2018 Activity Summary's**

**Bryant & Associates ~ Program Development**

- Started presentation for July 23, 2018 Board meeting and distributed to SCWA and consulting team members to report on their respective responsibilities
- Activities in coordination with The Ferguson Group:
  - Discussed policy changes and grant criteria in new 2018 Title XVI FOA and grant program funding levels for 2019

**The Ferguson Group ~ Federal Advocacy**

- **Fiscal Year 2019.**—TFG continues to advocate for higher levels of funding for FY 2019 for Title XVI overall and the WIIN Act authorized Title XVI projects. The Authority continued to lead efforts to push for no less than \$54.4 million, the same level appropriated in FY 2018, to be appropriated to accelerate work on all water reuse projects under Title XVI, including no less than \$20 million to WIIN Act authorized water reuse projects. TFG also worked with the Authority to begin efforts to seek an increase in the \$50 million authorized under the WIIN Act for new water reuse projects.

The House and Senate versions of the Energy and Water Development Appropriations bills both include \$20 million to support water reuse projects like North Bay's Phase 2 program. At the same time, the House boosted spending on water reuse overall to \$65 million, while the Senate version of the energy and water spending bill, which is currently being considered by the Full Senate, includes \$54.4 million for water reuse.

- **Other Issues of Priority.**—TFG also continues to work to secure amendments in various pieces of legislation to authorize Joint Powers Authorities to compete and receive awards for competitive grant funds under WaterSMART, Title XVI and programs authorized under the conservation title of the farm bill. TFG also worked to secure a permanent removal of the 250,000-acre limitation on the watershed and flood prevention program, which offers a new source of federal assistance for the Authority to partner with growers in the three-county region on off-farm water storage, conveyance and management infrastructure improvement projects. A one-year waiver of the limitation has been included in the Senate version of the agricultural appropriations bill for fiscal year 2019, while a permanent waiver remains under consideration by the House and Senate in the farm bill.

Finally, TFG is working with House and Senate offices to advance federally-backed financing for water reuse and other water management and water supply projects West-wide through the Bureau of Reclamation. Earlier this month, the Senate Energy and Natural Resources Subcommittee on Water and Power held a hearing on a Reclamation Water Infrastructure Financing and Innovation Act (WIFIA) discussion draft. That bill would authorize Reclamation to provide recommendations to the Environmental Protection Agency Administrator for water supply-related projects to be granted WIFIA loan funds in the seventeen western Reclamation states. TFG is also working with Senator Feinstein on an amendment to the Water Resources Development Act of 2018 that would authorize Reclamation participation in the WIFIA program.

**The Onate Group ~ State Advocacy**

- Monitored legislation of potential interest to NBWRA.

- Provided update information regarding SWRCB recycled water policy amendments consideration, hearing, etc.
- Provided update information regarding passage of Proposition 68 (parks/water bond).
- Monitored WaterReuse and ACWA information of potential interest and attended ACWA lobby meetings.





## AGREEMENT FOR ENGINEERING, ENVIRONMENTAL, AND PUBLIC OUTREACH SERVICES FOR NORTH BAY WATER REUSE AUTHORITY

**ACTIVITIES APRIL 27, 2018 THROUGH MAY 24, 2018**

### **TASK 1 WORKSHOPS/PUBLIC OUTREACH/MGT**

#### **1.1 Workshops**

- Develop slides regarding Engineering and Planning report
- Conference calls to review and finalize slides
- Incorporate subconsultant information
- Attend May Board meeting

#### **1.3 Public Involvement**

- Phone calls with project team members for collaboration on preparation of upcoming Board Workshop and Meetings.
- Updating and maintaining relevant program content and news articles on project web site.
- Provide project information to Board members as requested.
- Verify media placements of DEIR notification ads.
- Attend DEIR, assist with set up and tear down
- Participate in discussions on future of NBWRA and review/prepare for May 21 NBWRA Board meeting.
- Attend May 21 NBWRA Board meeting.

#### **1.4 Administration**

- Review contract and subcontracts for potential adjustments
- Performed project invoicing and developed activities report

### **TASK 2 TITLE XVI FEASIBILITY STUDY/REPORT**

- SharePoint cleanup and reworking file structures
- Soscol pond calculation review to meet hydraulic preferences
- Cost estimate update for Soscol pond options A, B and Revised A.
- Develop Draft TM for Soscol pond options A and B (submitted on 3/23)
- Revised TM based on Napa SD comments and add Revised Option A

### **TASK 3 ENVIRONMENTAL EVALUATION**

- Prepare Public Meeting Materials
- Conduct Public Meetings in San Rafael, Sonoma, Petaluma, American Canyon
- Begin Final EIR/EIS Response to Comments
- Coordinate with Reclamation
- Weekly SCWA/Team Coordination Calls

- Monthly invoicing and coordination

#### **TASK 4 FINANCIAL CAPABILITIES DETERMINATION**

- No Activity

#### **TASK 5 PHASE 2 GRANT APPLICATION AND MANAGEMENT**

- Develop graphic for upcoming grant application

#### **TASK 6 PHASE 1 SERVICES**

- Initial strategy discussions regarding Phase1 closeout and contract completion



## **AGREEMENT FOR ENGINEERING, ENVIRONMENTAL, AND PUBLIC OUTREACH SERVICES FOR NORTH BAY WATER REUSE AUTHORITY**

**ACTIVITIES MAY 25, 2018 THROUGH JUNE 28, 2018**

### **TASK 1 WORKSHOPS/PUBLIC OUTREACH/MGT**

#### **1.1 Workshops**

- Develop slides regarding Engineering and Planning report in July
- Conference calls to review slides
- Incorporate subconsultant information into presentation

#### **1.3 Public Involvement**

- Phone calls with project team members for collaboration on preparation of upcoming Board Workshop and Meetings.
- Updating and maintaining relevant program content and news articles on project web site.
- Provide project information to Board members as requested.
- Update historical files from this last year and previous years – both digital, hard copy files as well as samples of printed project materials.
- Plan and prepare for July 23rd NBWRA Board meeting.

#### **1.4 Administration**

- Review contract and subcontracts
- Performed project invoicing and developed activities report

### **TASK 2 TITLE XVI FEASIBILITY STUDY/REPORT**

- SharePoint cleanup and reworking file structures
- Initiate outreach to agencies requesting financial capability information

### **TASK 3 ENVIRONMENTAL EVALUATION**

- Prepare Admin Draft Final EIR/EIS
- Prepare Admin Draft Findings
- Complete Section 106 Consultation
- Coordinate with Reclamation
- Weekly SCWA/Team Coordination Calls
- Monthly invoicing and coordination

### **TASK 4 FINANCIAL CAPABILITIES DETERMINATION**

- No Activity

## **TASK 5 PHASE 2 GRANT APPLICATION AND MANAGEMENT**

- Conference Calls with consulting team
- Conference calls and emails requesting data of Member Agencies
- Research on changes to grant criteria
- Preliminary markup of grant application by consulting team
- Revised markup of grant application provided to Member Agencies

## **TASK 6 PHASE 1 SERVICES**

- No Activity

Weir Technical Services  
 Program Management Services for North Bay Water Reuse Authority (FY 2014/2015, FY  
 2015/2016, FY 2016/2017, FY2017/2018)  
 Sonoma County Water Agency Project-Activity Code N0001D034  
**May 2018 Progress Report**

**2.1 Task 1: Authority Board of Directors (Board) and Technical Advisory Committee (TAC) Meeting Management**

- Prepared and distributed Agenda packet for May 21, 2018 Board meeting. Revised and redistributed packet to include revised call in information.
- Sent Agenda cover sheets to member agencies for Brown Act posting.
- Traveled to and from office to Novato to attend May 21, 2018 Board meeting.
- Completed and submitted application form for FY2018/19 meetings to City of Novato.
- Sent Outlook appointments for FY2018/19 Board meetings and monitored responses.
- Drafted May 21, 2018 Board meeting minutes and distributed for review. Revised minutes based on comments received.
- Received City of Novato meeting permit and forwarded to Agency.
- Reviewed news articles and information items distributed by consultants.
- Updated distribution lists.

**2.2 Task 2: Financial Management**

- Updated consultant cost tracking spreadsheet and reconciled to Agency Trust worksheet.

**2.3 Task 3: Project Support and Review**

- Traveled to and from office to American Canyon to participate in EIR/EIS Public Hearing on May 7, 2018.
- Traveled to and from office to San Rafael to participate in EIR/EIS Public Hearing on May 9, 2018.
- Traveled to and from office to Petaluma to participate in EIR/EIS Public Hearing on May 10, 2018.
- Traveled to and from office to Sonoma to participate in EIR/EIS Public Hearing on May 14, 2018.

**2.4 Task 4: Program Planning**

- Prepared and submitted March and April 2018 invoices for Program Management services. Updated accounting tracking.

**2.5 Task 5: Governance Issues**

- There was no activity for this task during the reporting period.

Weir Technical Services  
Program Management Services for North Bay Water Reuse Authority (FY 2014/2015, FY  
2015/2016, FY 2016/2017, FY2017/2018)  
Sonoma County Water Agency Project-Activity Code N0001D034  
**June 2018 Progress Report**

**2.1 Task 1: Authority Board of Directors (Board) and Technical Advisory Committee (TAC) Meeting Management**

- Reviewed draft agenda and presentation for July 23,, 2018 Board meeting. Added information for program manager to the presentation.
- Responded to request for information from outside consultant.
- Reviewed news articles from outreach consultant.
- Reviewed information from state lobbyist related to recycled water policy and Prop 68.
- Reviewed information from consulting team related to EIR/EIS approval and Sharepoint website for documents.
- Updated distribution lists.

**2.2 Task 2: Financial Management**

- Updated consultant cost tracking spreadsheet and reconciled to Agency Trust worksheet.

**2.3 Task 3: Project Support and Review**

- There was no activity for this task during the reporting period.

**2.4 Task 4: Program Planning**

- Prepared and submitted May 2018 invoice for Program Management services. Updated accounting tracking.

**2.5 Task 5: Governance Issues**

- Received and responded to request from consulting team for most current version of the Memorandum of Understanding.



## North Bay Water Reuse Authority

July 9, 2018

## Consultant Cost Tracking

Fiscal Year 2017/18

	Apr-18	May-18	Jun-18	FY2017/18 YTD	Approved FY2017/18	Prior FY Carryover	Total Available	Amount Remaining
<b>Phase 1 Support</b>								
Grant Applications & Management - B&C	576	-	-	4,032	-	49,134	49,134	45,102
<b>Total Costs for Phase 1 Support</b>	576	-	-	4,032	-	49,134	49,134	45,102

<b>Phase 2 Support</b>								
Program Development - Bryant & Associates	8,820	8,912	8,820	108,734	110,850	-	110,850	2,116
Federal Advocacy - The Ferguson Group, sub to Bryant & Associates	5,000	5,224	5,328	62,340	65,000	-	65,000	2,660
<b>Total Costs for Phase 2 Support</b>	13,820	14,137	14,148	171,074	175,850			

<b>Phase 2 Feasibility Study</b>								
Engineering Tasks 1 & 5: Mtgs, Admin, Grant Admin, Outreach - B&C	15,862	7,207	49,173	193,026	150,814	122,099	272,913	79,887
Engineering Task 2 Feasibility Study - B&C	7,417	15,092	3,884	67,519	-	140,366	140,366	72,847
Engineering Tasks 3 & 4, Environmental & Financial Capability - B&C	13,917	13,372	(5,246)	688,302	-	774,729	774,729	86,427
SCWA Administration - Grants and EIR/EIS - SCWA	18,487	15,960	18,863	254,101	75,479	157,414	232,893	(21,208)
<b>Total Costs for Study</b>	55,683	51,631	66,674	1,202,947	226,293	1,194,607	1,420,900	217,953
<b>Total Costs for Phase 2</b>	69,503	65,768	80,822	1,374,021	402,143			

<b>Joint Use</b>								
Program Management - Weir	640	6,405	1,080	32,036	37,500	51,962	89,462	57,426
State Advocacy - The Onate Group (Sub to Bryant)	3,000	3,000	3,000	36,000	36,000	-	36,000	-
SCWA Administration	4,467	2,819	4,214	99,542	120,000	36,387	156,387	56,845
<b>Total Costs for Joint Use</b>	8,107	12,224	8,294	167,578	193,500	88,349	281,849	114,271

<b>Total Costs</b>								
Planning, Engineering, and Funding Management - B&C	37,772	35,671	47,811	952,879	150,814	1,086,328	1,237,142	284,263
Program Development and Federal/State Advocacy - Bryant & Associates	16,820	17,137	17,148	207,074	211,850	-	211,850	4,776
Program Management - Weir	640	6,405	1,080	32,036	37,500	51,962	89,462	57,426
SCWA Administration	22,954	18,778	23,077	353,642	195,479	193,801	389,280	35,637
<b>Total Costs for NBWRA</b>	78,186	77,992	89,116	1,545,631	595,643	1,332,090	1,927,733	382,102

**North Bay Water Reuse Authority  
Project Cost Summary  
as of June 28, 2018**

<b>TOTAL FY 17/18 PROJECT COSTS</b>							
Project	Consultant	Budget	Past Fiscal Year Carryover	Total	Total Expenses in FY 17/18	Remaining Funds	Percent Remaining
Planning, Engineering and Funding Management	Brown & Caldwell	176,614.00	1,086,327.62	1,262,941.62	880,592.32	382,349.30	30.27%
Program Development and Federal/State Advocacy	Bryant & Associates	211,850.00	-	211,850.00	189,925.40	21,924.60	10.35%
Program Management	Weir Technical Services	37,500.00	51,961.65	89,461.65	30,955.79	58,505.86	65.40%
SCWA Administration	SCWA	195,479.00	193,800.73	389,279.73	344,405.27	44,874.46	11.53%
<b>TOTAL BUDGET</b>		<b>\$ 621,443.00</b>	<b>\$ 1,332,090.00</b>	<b>\$ 1,953,533.00</b>	<b>1,445,878.78</b>	<b>\$ 507,654.22</b>	<b>25.99%</b>
<b>Phase 1</b>							
Project	Consultant	Budget	Past Fiscal Year Carryover	Total	Total Expenses in FY 17/18	Remaining Funds	Percent Remaining
Grant Applications and Management - <b>B&amp;C</b>	Brown & Caldwell	-	49,134.01	49,134.01	4,032.00	45,102.01	91.79%
Program Development - <b>B&amp;A</b>	Bryant & Associates	-	-	-	-	-	0.00%
Federal Advocacy (TFG sub) - <b>B&amp;A</b>	Bryant & Associates	-	-	-	-	-	0.00%
<b>TOTAL BUDGET</b>		<b>\$ -</b>	<b>\$ 49,134.01</b>	<b>\$ 49,134.01</b>	<b>\$ 4,032.00</b>	<b>\$ 45,102.01</b>	<b>0.00%</b>
<b>Phase 2 - Support</b>							
Project	Consultant	Budget	Past Fiscal Year Carryover	Total	Total Expenses in FY 17/18	Remaining Funds	Percent Remaining
Program Development - <b>B&amp;A</b>	Bryant & Associates	110,850.00	-	110,850.00	99,821.84	11,028.16	9.95%
Federal Advocacy (TFG sub) - <b>B&amp;A</b>	Bryant & Associates	65,000.00	-	65,000.00	57,103.56	7,896.44	12.15%
<b>TOTAL BUDGET</b>		<b>\$ 175,850.00</b>	<b>\$ -</b>	<b>\$ 175,850.00</b>	<b>156,925.40</b>	<b>\$ 18,924.60</b>	<b>10.76%</b>
<b>Phase 2 - Feasibility Study</b>							
Project	Consultant	Budget	Past Fiscal Year Carryover	Total	Total Expenses in FY 17/18	Remaining Funds	Percent Remaining
Engineering Tasks 1 & 5: Mtgs, Admin, Grant Admin and Outreach - <b>B&amp;C</b>	Brown & Caldwell	176,614.00	122,098.93	298,712.93	143,672.98	155,039.95	51.90%
Engineering: Task 2 Feasibility Study - <b>B&amp;C</b>	Brown & Caldwell	-	140,365.86	140,365.86	63,026.29	77,339.57	55.10%
Engineering Tasks 3 & 4 : Environmental and Financial Capability - <b>B&amp;C</b>	Brown & Caldwell	-	774,728.82	774,728.82	669,861.05	104,867.77	13.54%
SCWA Administration - Grants and EIR/EIS - <b>SCWA</b>	SCWA	75,479.00	157,413.53	232,892.53	244,863.55	(11,971.02)	-5.14%
<b>TOTAL BUDGET</b>		<b>\$ 252,093.00</b>	<b>\$ 1,194,607.14</b>	<b>\$ 1,446,700.14</b>	<b>\$1,121,423.87</b>	<b>\$ 325,276.27</b>	<b>22.48%</b>
<b>Joint Use</b>							
Project	Consultant	Budget	Past Fiscal Year Carryover	Total	Total Expenses in FY 17/18	Remaining Funds	Percent Remaining
Program Management - <b>Weir</b>	Weir Technical Services	37,500.00	51,961.65	89,461.65	30,955.79	58,505.86	65.40%
State Advocacy - <b>B&amp;A (The Onate Group sub)</b>	Bryant & Associates	36,000.00	-	36,000.00	33,000.00	3,000.00	8.33%
SCWA Administration - <b>SCWA</b>	SCWA	120,000.00	36,387.20	156,387.20	99,541.72	56,845.48	36.35%
<b>TOTAL BUDGET</b>		<b>\$ 193,500.00</b>	<b>\$ 88,348.85</b>	<b>\$ 281,848.85</b>	<b>163,497.51</b>	<b>\$ 118,351.34</b>	<b>41.99%</b>

## 2017/18 Budget Allocations

Phase 1 Support											
	Total Budget	LGVSD	Napa SD	Novato SD	SVCSD	SCWA	NMWD	Napa County	Petaluma	MMWD	American Canyon
<i>MOU Percent for Phase 1</i>		7.239%	31.894%	8.611%	27.473%	3.572%	17.640%	3.571%	0.000%	0.000%	0.000%
Grant Applications and Management BC	0	-	-	-	-	-	-	-	-	-	-
Program Development (40% of \$570,600 total) - Bryant	0	-	-	-	-	-	-	-	-	-	-
Federal Advocacy (30% of \$312,000 total) - TFG sub to Bryant	0	-	-	-	-	-	-	-	-	-	-
<b>Total</b>	<b>0</b>	<b>\$ -</b>	<b>\$ -</b>	<b>\$ -</b>	<b>\$ -</b>	<b>\$ -</b>	<b>\$ -</b>	<b>\$ -</b>	<b>\$ -</b>	<b>\$ -</b>	<b>\$ -</b>

Phase 2 Support											
Shared on the Basis of Phase 2 Project Cost in Feasibility Study	Total Budget	LGVSD	Napa SD	Novato SD	SVCSD	SCWA	NMWD	Napa County	Petaluma	MMWD	American Canyon
<i>Percent for Phase 2 Support</i>		0.000%	14.286%	14.286%	14.286%	14.286%	0.000%	0.000%	14.286%	14.286%	14.286%
Program Development (60% of \$570,600 total) - Bryant	110,850.00	-	15,835.50	15,835.50	15,835.50	15,837.00	-	-	15,835.50	15,835.50	15,835.50
Federal Advocacy (70% of \$312,000 total) - TFG sub to Bryant	65,000.00	-	9,285.50	9,285.50	9,285.50	9,287.00	-	-	9,285.50	9,285.50	9,285.50
<b>Total</b>	<b>\$ 175,850.00</b>	<b>\$ -</b>	<b>25,121.00</b>	<b>25,121.00</b>	<b>25,121.00</b>	<b>25,124.00</b>	<b>-</b>	<b>-</b>	<b>25,121.00</b>	<b>25,121.00</b>	<b>25,121.00</b>

\$ -

Phase 2 Feasibility Study - Two Years											
Shared on the Basis of Phase 2 Project Cost in Feasibility Study	Total Budget	LGVSD	Napa SD	Novato SD	SVCSD	SCWA	NMWD	Napa County	Petaluma	MMWD	American Canyon
<i>Percent for Phase Engineering mtgs, etc.</i>		0.000%	14.286%	14.286%	14.286%	14.286%	0.000%	0.000%	14.286%	14.286%	14.286%
Engineering Tasks 1 & 5: Mtgs, Admin, Grant Admin and Outreach - BC	150,814.00	-	21,545.00	21,545.00	21,545.00	21,544.00	-	-	21,545.00	21,545.00	21,545.00
<i>Percent for Phase 2 Feasibility Study</i>		0.000%	30.303%	21.212%	9.091%	6.061%	0.000%	0.000%	21.212%	3.030%	9.091%
Engineering: Task 2 Feasibility Study - BC	-	-	-	-	-	-	-	-	-	-	-
<i>Percent for Phase 2 EIR/EIS &amp; Financial Cap</i>		0.000%	6.755%	8.198%	4.784%	9.962%	0.000%	0.000%	44.009%	10.355%	15.936%
Engineering Tasks 3 & 4: Environmental and Financial Capability - BC	-	-	-	-	-	-	-	-	-	-	-
<i>Percent for Phase 2 SCWA</i>		0.000%	14.286%	14.286%	14.286%	14.286%	0.000%	0.000%	14.286%	14.286%	14.286%
SCWA Administration - Grants and EIR/EIS	75,479.00	-	10,783.00	10,783.00	10,783.00	10,781.00	-	-	10,783.00	10,783.00	10,783.00
<b>Total</b>	<b>\$ 226,293.00</b>	<b>\$ -</b>	<b>\$ 32,328.00</b>	<b>\$ 32,328.00</b>	<b>\$ 32,328.00</b>	<b>\$ 32,325.00</b>	<b>\$ -</b>	<b>\$ -</b>	<b>\$ 32,328.00</b>	<b>\$ 32,328.00</b>	<b>\$ 32,328.00</b>

Joint Use											
Shared on the Basis of Phase 2 Project Cost in Feasibility Study	Total Budget	LGVSD	Napa SD	Novato SD	SVCSD	SCWA	NMWD	Napa County	Petaluma	MMWD	American Canyon
<i>Percent for Joint Use</i>		10.000%	10.000%	10.000%	10.000%	10.000%	10.000%	10.000%	10.000%	10.000%	10.000%
Program Management - Weir	37,500.00	3,750.00	3,750.00	3,750.00	3,750.00	3,750.00	3,750.00	3,750.00	3,750.00	3,750.00	3,750.00
State Advocacy - The Onate Group (Sub to Bryant)	36,000.00	3,600.00	3,600.00	3,600.00	3,600.00	3,600.00	3,600.00	3,600.00	3,600.00	3,600.00	3,600.00
SCWA Administration	120,000.00	12,000.00	12,000.00	12,000.00	12,000.00	12,000.00	12,000.00	12,000.00	12,000.00	12,000.00	12,000.00
<b>Total</b>	<b>\$ 193,500.00</b>	<b>\$ 19,350.00</b>	<b>\$ 19,350.00</b>	<b>\$ 19,350.00</b>	<b>\$ 19,350.00</b>	<b>\$ 19,350.00</b>	<b>\$ 19,350.00</b>	<b>\$ 19,350.00</b>	<b>\$ 19,350.00</b>	<b>\$ 19,350.00</b>	<b>\$ 19,350.00</b>

Summary per Agency											
Agency	Total Budget	LGVSD	Napa SD	Novato SD	SVCSD	SCWA	NMWD	Napa County	Petaluma	MMWD	American Canyon
<b>Total</b>	<b>\$ 595,643</b>	<b>\$ 19,350</b>	<b>\$ 76,799</b>	<b>\$ 76,799</b>	<b>\$ 76,799</b>	<b>\$ 76,799</b>	<b>\$ 19,350</b>	<b>\$ 19,350</b>	<b>\$ 76,799</b>	<b>\$ 76,799</b>	<b>\$ 76,799</b>

North Bay Water Reuse Authority  
July 1, 2017 to Date Transaction Summary  
as of June 28, 2018

Item No. 6.b

PHASE 1

Date	Description	Amount			Las Gallinas	Napa	Novato	SVCSD	SCWA	North Marin Water Dist.	Napa County
7/1/2017	Beginning Balance	157,738.22	b		16,168.17	54,656.29	14,622.33	27,320.27	5,631.25	33,708.66	5,631.25
9/1/2017	Brown and Caldwell - 11298079	(3,456.00)	p	bc3	(250.18)	(1,102.26)	(297.60)	(949.47)	(123.44)	(609.64)	(123.41)
5/10/2018	Brown and Caldwell - 11315284	(576.00)	p	bc3	(41.70)	(183.71)	(49.60)	(158.24)	(20.57)	(101.61)	(20.57)
Current NBWRA Balance					\$ 15,876.29	\$ 53,370.32	\$ 14,275.13	\$ 26,212.56	\$ 5,487.24	\$ 32,997.41	\$ 5,487.27
PENDING											
Projected Balance					\$ 15,876.29	\$ 53,370.32	\$ 14,275.13	\$ 26,212.56	\$ 5,487.24	\$ 32,997.41	\$ 5,487.27
					10.33%	34.72%	9.29%	17.05%	3.57%	21.47%	3.57%

Current NBWRA Reconciliation					Current NBWRA Phase 1 Support Reconciliation by Entity						
Beginning Balance	157,738.22	b			16,168.17	54,656.29	14,622.33	27,320.27	5,631.25	33,708.66	5,631.25
Deposits	-	d			-	-	-	-	-	-	-
Interest Earnings	-	i			-	-	-	-	-	-	-
Payments	(4,032.00)	p			(291.88)	(1,285.97)	(347.20)	(1,107.71)	(144.01)	(711.25)	(143.98)
Total:	153,706.22				15,876.29	53,370.32	14,275.13	26,212.56	5,487.24	32,997.41	5,487.27

Current NBWRA Obligations							
Vendor	Encumbrances		Paid to date	Adjustments	Balance	Expires	% Spent
Grant Applications and Management - (B&C: FY 14/15 - 16/17)	49,134.01	bc3	4,032.00		45,102.01		8.21%
Grant Applications and Management - (B&C: FY 17/18)	-						
Program Development - (B&A: FY 17/18)	-						
Federal Advocacy (TFG sub) - (B&A: FY 17/18)	-						
Total	49,134.01		4,032.00	-	45,102.01		8.21%

Carryover from Last FY

North Bay Water Reuse Authority  
July 1, 2017 to Date Transaction Summary  
as of June 28, 2018  
**PHASE 2**

Item No. 6.b

Date	Description	Amount		Las Galinas	Napa	Novato	SVCSD	SCWA	City of Petaluma	Marin Muni Water Dist.	American Canyon
<b>Phase 2 - Support</b>											
7/1/2017	Beginning Balance	(51,885.16)	b	647.63	393.05	393.05	393.05	391.94	393.05	(26,924.65)	(27,572.28)
8/1/2017	SVCSD - PH 2 Support Fee - Invoice FY 17/18 (WTRN-38)	25,121.00	d				25,121.00				
8/1/2017	SCWA - PH 2 Support Fee - Invoice FY 17/18 (WTRN-37)	25,124.00	d					25,124.00			
8/21/2017	Napa SD - PH 2 Support Fee - Invoice FY 17/18 (WTRN-43)	25,121.00	d		25,121.00						
8/21/2017	City of Petaluma - PH 2 Support Fee - Invoice FY 17/18 (WTRN-40)	25,121.00	d						25,121.00		
8/24/2017	Bryant July 2017 Invoice - Program Development	(8,820.00)	p	-	(1,260.00)	(1,260.00)	(1,260.00)	(1,260.00)	(1,260.00)	(1,260.00)	(1,260.00)
8/24/2017	Bryant July 2017 Invoice - Federal Advocacy	(5,000.00)	p	-	(714.29)	(714.29)	(714.29)	(714.26)	(714.29)	(714.29)	(714.29)
8/25/2017	Marin Muni - PH 2 Support Fee - Invoice #2 FY 16/17 (WTRN-31)	27,503.00	d							27,503.00	
8/25/2017	Novato SD - PH 2 Support Fee - Invoice FY 17/18 (WTRN-42)	25,121.00	d			25,121.00					
8/25/2017	Marin Muni - PH 2 Support Fee - Invoice FY 17/18 (WTRN-41)	25,121.00	d							25,121.00	
8/25/2017	American Canyon - PH 2 Support Fee - Invoice FY 17/18 (WTRN-39)	25,121.00	d								25,121.00
9/11/2017	American Canyon - PH 2 Support Fee - Invoice #2 FY 16/17 (WTRN-29)	27,503.00	d								27,503.00
9/28/2017	Bryant August 2017 Invoice - Program Development	(8,906.14)	p	-	(1,272.31)	(1,272.31)	(1,272.31)	(1,272.28)	(1,272.31)	(1,272.31)	(1,272.31)
9/28/2017	Bryant August 2017 Invoice - Federal Advocacy	(5,026.23)	p	-	(718.03)	(718.03)	(718.03)	(718.05)	(718.03)	(718.03)	(718.03)
10/26/2017	Bryant September 2017 Invoice - Program Development	(10,320.74)	p	-	(1,474.39)	(1,474.39)	(1,474.39)	(1,474.40)	(1,474.39)	(1,474.39)	(1,474.39)
10/26/2017	Bryant September 2017 Invoice - Federal Advocacy	(5,033.23)	p	-	(719.03)	(719.03)	(719.03)	(719.05)	(719.03)	(719.03)	(719.03)
11/21/2017	Bryant October 2017 Invoice - Program Development	(8,820.00)	p	-	(1,260.00)	(1,260.00)	(1,260.00)	(1,260.00)	(1,260.00)	(1,260.00)	(1,260.00)
11/21/2017	Bryant October 2017 Invoice - Federal Advocacy	(5,035.13)	p	-	(719.30)	(719.30)	(719.30)	(719.33)	(719.30)	(719.30)	(719.30)
12/22/2017	Bryant November 2017 Invoice - Program Development	(8,820.00)	p	-	(1,260.00)	(1,260.00)	(1,260.00)	(1,260.00)	(1,260.00)	(1,260.00)	(1,260.00)
12/22/2017	Bryant November 2017 Invoice - Federal Advocacy	(5,037.40)	p	-	(719.63)	(719.63)	(719.63)	(719.62)	(719.63)	(719.63)	(719.63)
1/17/2018	Bryant December 2017 Invoice - Program Development	(8,906.14)	p	-	(1,272.31)	(1,272.31)	(1,272.31)	(1,272.28)	(1,272.31)	(1,272.31)	(1,272.31)
1/17/2018	Bryant December 2017 Invoice - Federal Advocacy	(5,083.34)	p	-	(726.19)	(726.19)	(726.19)	(726.20)	(726.19)	(726.19)	(726.19)
2/14/2018	Bryant January 2018 Invoice - Program Development	(9,498.22)	p	-	(1,356.89)	(1,356.89)	(1,356.89)	(1,356.88)	(1,356.89)	(1,356.89)	(1,356.89)
2/14/2018	Bryant January 2018 Invoice - Federal Advocacy	(5,261.75)	p	-	(751.68)	(751.68)	(751.68)	(751.67)	(751.68)	(751.68)	(751.68)
4/3/2018	Bryant February 2018 Invoice - Program Development	(9,127.23)	p	-	(1,303.89)	(1,303.89)	(1,303.89)	(1,303.89)	(1,303.89)	(1,303.89)	(1,303.89)
4/3/2018	Bryant February 2018 Invoice - Federal Advocacy	(6,238.94)	p	-	(891.28)	(891.28)	(891.28)	(891.26)	(891.28)	(891.28)	(891.28)
4/17/2018	Bryant March 2018 Invoice - Program Development	(8,963.37)	p	-	(1,280.48)	(1,280.48)	(1,280.48)	(1,280.49)	(1,280.48)	(1,280.48)	(1,280.48)
4/17/2018	Bryant March 2018 Invoice - Federal Advocacy	(5,071.04)	p	-	(724.43)	(724.43)	(724.43)	(724.46)	(724.43)	(724.43)	(724.43)
5/23/2018	Bryant April 2018 Invoice - Program Development	(8,820.00)	p	-	(1,260.00)	(1,260.00)	(1,260.00)	(1,260.00)	(1,260.00)	(1,260.00)	(1,260.00)
5/23/2018	Bryant April 2018 Invoice - Federal Advocacy	(5,000.00)	p	-	(714.29)	(714.29)	(714.29)	(714.26)	(714.29)	(714.29)	(714.29)
6/13/2018	Bryant May 2018 Invoice - Program Development	(8,820.00)	p	-	(1,260.00)	(1,260.00)	(1,260.00)	(1,260.00)	(1,260.00)	(1,260.00)	(1,260.00)
6/13/2018	Bryant May 2018 Invoice - Federal Advocacy	(5,316.50)	p	-	(759.50)	(759.50)	(759.50)	(759.50)	(759.50)	(759.50)	(759.50)
Current NBWRA Phase 2 - Support Balance \$				\$ 647.63	\$ 3,096.13	\$ 3,096.13	\$ 3,096.13	\$ 3,098.06	\$ 3,096.13	\$ 3,281.43	\$ 2,633.80
<b>PENDING</b>											
Projected NBWRA Phase 2 - Support Balance \$				\$ 647.63	\$ 3,096.13	\$ 3,096.13	\$ 3,096.13	\$ 3,098.06	\$ 3,096.13	\$ 3,281.43	\$ 2,633.80
				2.94%	14.04%	14.04%	14.04%	14.05%	14.04%	14.88%	11.95%
<b>Current NBWRA Phase 2 - Support Reconciliation Totals</b>											
Beginning Balance	(51,885.16)	b		647.63	393.05	393.05	393.05	391.94	393.05	(26,924.65)	(27,572.28)
Deposits	230,856.00	d		-	25,121.00	25,121.00	25,121.00	25,124.00	25,121.00	52,624.00	52,624.00
Interest Earnings	-	i		-	-	-	-	-	-	-	-
Payments	(156,925.40)	p		-	(22,417.92)	(22,417.92)	(22,417.92)	(22,417.88)	(22,417.92)	(22,417.92)	(22,417.92)
Total \$				\$ 647.63	\$ 3,096.13	\$ 3,096.13	\$ 3,096.13	\$ 3,098.06	\$ 3,096.13	\$ 3,281.43	\$ 2,633.80
<b>Current NBWRA Phase 2 - Support Obligations</b>											
<b>Vendor</b>				<b>Encumbrances</b>		<b>Paid to date</b>	<b>Adjustments</b>	<b>Balance</b>	<b>Expires</b>	<b>% Spent</b>	
<b>Phase 2 - Support</b>											
Program Development - (B&A: FY 17/18)				110,850.00	ba1-pd	99,821.84		11,028.16		90.05%	
Federal Advocacy (TFG sub) - (B&A: FY 17/18)				65,000.00	ba1-fa	57,103.56		7,896.44		87.85%	
Subtotal \$				175,850.00		156,925.40	-	\$ 18,924.60		89.24%	

North Bay Water Reuse Authority  
July 1, 2017 to Date Transaction Summary  
as of June 28, 2018  
**PHASE 2**

Item No. 6.b

Date	Description	Amount		Las Galinas	Napa	Novato	SVCSD	SCWA	City of Petaluma	Marin Muni Water Dist.	American Canyon
Phase 2 - Feasibility Study											
Engineering Tasks 1 & 5: Mtgs, Admin, Grant Admin and Outreach											
7/1/2017	Beginning Balance	15,022.93	b	-	21,582.05	21,581.05	21,582.05	21,579.33	21,581.05	(46,441.30)	(46,441.30)
8/1/2017	SVCSD - PH 2 Feasibility Study Fee (Eng Tasks 1 & 5) - Invoice FY 17/18 (WTRN-38)	21,545.00	d				21,545.00				
8/1/2017	SCWA - PH 2 Feasibility Study Fee (Eng Tasks 1 & 5) - Invoice FY 17/18 (WTRN-37)	21,544.00	d					21,544.00			
8/21/2017	Napa SD - PH 2 Feasibility Study Fee (Eng Tasks 1 & 5) - Invoice FY 17/18 (WTRN-43)	21,545.00	d		21,545.00						
8/21/2017	City of Petaluma - PH 2 Feasibility Study Fee (Eng Tasks 1 & 5) - Invoice FY 17/18 (WTRN-40)	21,545.00	d						21,545.00		
8/25/2017	Marin Muni - PH 2 FS Engineering Tasks 1 & 5 - Invoice #2 FY 16/17 (WTRN-31)	53,538.00	d							53,538.00	
8/25/2017	Novato SD - PH 2 Feasibility Study Fee (Eng Tasks 1 & 5) - Invoice FY 17/18 (WTRN-42)	21,545.00	d			21,545.00					
8/25/2017	Marin Muni - PH 2 Feasibility Study Fee (Eng Tasks 1 & 5) - Invoice FY 17/18 (WTRN-41)	21,545.00	d							21,545.00	
8/25/2017	American Canyon - PH 2 Feasibility Study Fee (Eng Tasks 1 & 5) - Invoice FY 17/18 (WTRN-39)	21,545.00	d								21,545.00
9/1/2017	Brown and Caldwell - 11298079	(14,363.20)	p	bc3	-	(2,538.70)	(2,538.70)	(2,538.70)	(2,538.82)	(2,538.70)	(834.79)
9/11/2017	American Canyon - PH 2 FS Engineering Tasks 1 & 5 - Invoice #2 FY 16/17 (WTRN-29)	53,538.00	d								53,538.00
10/26/2017	Brown and Caldwell - 11300569	(36,941.35)	p	bc3	-	(6,529.38)	(6,529.38)	(6,529.38)	(6,529.77)	(6,529.38)	(2,147.03)
10/5/2017	SCWA - PH 2 FS Budget Amend - Invoice FY 17/18 (WTRN-49)	3,684.00	d					3,684.00			
10/5/2017	SVCSD - PH 2 FS Budget Amend - Invoice FY 17/18 (WTRN-48)	3,686.00	d				3,686.00				
10/23/2017	Napa SD - PH 2 FS Budget Amend - Invoice FY 17/18 (WTRN-52)	3,686.00	d		3,686.00						
10/23/2017	Novato SD - PH 2 FS Budget Amend - Invoice FY 17/18 (WTRN-51)	3,686.00	d			3,686.00					
10/31/2017	City of Petaluma - PH 2 FS Budget Amend - Invoice FY 17/18 (WTRN-50)	3,686.00	d						3,686.00		
11/20/2017	Brown and Caldwell - 11302688	(14,472.05)	p	bc3	-	(2,557.93)	(2,557.93)	(2,557.93)	(2,558.09)	(2,557.93)	(841.12)
11/20/2017	American Canyon - PH 2 FS Budget Amend - Invoice FY 17/18 (WTRN-54)	3,686.00	d								3,686.00
12/12/2017	Brown and Caldwell - 11304277	(8,024.14)	p	bc3	-	(1,418.27)	(1,418.27)	(1,418.27)	(1,418.34)	(1,418.27)	(466.36)
1/4/2018	Brown and Caldwell - 11306595	(10,234.13)	p	bc3	-	(1,808.88)	(1,808.88)	(1,808.88)	(1,808.99)	(1,808.88)	(594.81)
1/30/2018	Brown and Caldwell - 11308488	(10,201.37)	p	bc3	-	(1,803.09)	(1,803.09)	(1,803.09)	(1,803.21)	(1,803.09)	(592.90)
3/13/2018	Brown and Caldwell - 11310638	(7,585.56)	p	bc3	-	(1,340.75)	(1,340.75)	(1,340.75)	(1,340.82)	(1,340.75)	(440.87)
4/13/2018	Brown and Caldwell - 11313262	(11,373.13)	p	bc3	-	(2,010.20)	(2,010.20)	(2,010.20)	(2,010.31)	(2,010.20)	(661.01)
5/10/2018	Brown and Caldwell - 11315284	(8,904.00)	p	bc3	-	(1,573.78)	(1,573.78)	(1,573.78)	(1,573.88)	(1,573.78)	(517.50)
5/10/2018	Brown and Caldwell - 11315284	(6,957.90)	p	bc4	-	(993.99)	(993.99)	(993.99)	(993.96)	(993.99)	(993.99)
5/14/2018	Marin Muni - PH 2 FS Budget Amend - Invoice FY 17/18 (WTRN-53)	3,686.00	d							3,686.00	
6/15/2018	Brown and Caldwell - 11317436	(7,408.95)	p	bc4	-	(1,058.42)	(1,058.42)	(1,058.42)	(1,058.43)	(1,058.42)	(1,058.42)
6/27/2018	Brown and Caldwell - 11319427	(7,207.20)	p	bc4	-	(1,029.60)	(1,029.60)	(1,029.60)	(1,029.60)	(1,029.60)	(1,029.60)
Current NBWRA Phase 2 - Engineering Tasks 1 & 5: Mtgs, Admin, Grant Admin and Outreach Balance		\$	155,039.95	\$	-	\$ 22,150.06	\$ 22,149.06	\$ 22,150.06	\$ 22,143.11	\$ 22,149.06	\$ 22,149.30
PENDING					-	-	-	-	-	-	-
Brown and Caldwell -											
Projected NBWRA Phase 2 - Engineering Tasks 1 & 5: Mtgs, Admin, Grant Admin and Outreach Balance		\$	155,039.95	\$	-	\$ 22,150.06	\$ 22,149.06	\$ 22,150.06	\$ 22,143.11	\$ 22,149.06	\$ 22,149.30
					0.00%	14.29%	14.29%	14.29%	14.28%	14.29%	14.29%
Current NBWRA Phase 2 Feasibility Study Eng Tasks 1 & 5 Reconciliation Totals											
Beginning Balance	15,022.93	b		-	21,582.05	21,581.05	21,582.05	21,579.33	21,581.05	(46,441.30)	(46,441.30)
Deposits	283,690.00	d		-	25,231.00	25,231.00	25,231.00	25,228.00	25,231.00	78,769.00	78,769.00
Interest Earnings	-	i		-	-	-	-	-	-	-	-
Payments	(143,672.98)	p		-	(24,662.99)	(24,662.99)	(24,662.99)	(24,664.22)	(24,662.99)	(10,178.40)	(10,178.40)
Total	\$	155,039.95		\$	-	\$ 22,150.06	\$ 22,149.06	\$ 22,150.06	\$ 22,143.11	\$ 22,149.06	\$ 22,149.30
Current NBWRA Phase 2 - Feasibility Study: Engineering Tasks 1 & 5 Obligations											
Vendor		Encumbrances		Paid to date		Adjustments	Balance	Expires	% Spent		
Phase 2 - Feasibility Study											
Engineering Tasks 1 & 5: Mtgs, Admin, Grant Admin and Outreach:											
Brown & Caldwell: (FY 14/15 - 16/17)		122,098.93	bc3	122,098.93	-				100.00%		
Brown & Caldwell: (FY 17/18)		176,614.00	bc4	21,574.05	155,039.95				12.22%		
Subtotal		\$	298,712.93	\$	143,672.98	\$	-	\$ 155,039.95	48.10%		



North Bay Water Reuse Authority  
July 1, 2017 to Date Transaction Summary  
as of June 28, 2018  
**PHASE 2**

Item No. 6.b

Date	Description	Amount		Las Galinas	Napa	Novato	SVCSD	SCWA	City of Petaluma	Marin Muni Water Dist.	American Canyon
Phase 2 - Feasibility Study											
Engineering: Task 2 Feasibility Study											
8/25/2017	Beginning Balance	(4,477.14) b	-	42,535.08	29,774.61	12,760.48	8,507.06	29,774.61	(31,957.46)	(95,871.52)	
9/1/2017	Marin Muni - PH 2 FS Engineering Tasks 2 - Invoice #2 FY 16/17 (WTRN-31)	36,211.00 d							36,211.00		
9/11/2017	Brown and Caldwell - 11298079	(1,004.00) p	bc3	(304.24)	(212.97)	(91.27)	(60.86)	(212.97)	(30.42)	(91.27)	
10/26/2017	American Canyon - PH 2 FS Engineering Task 2 - Invoice #2 FY 16/17 (WTRN-29)	108,632.00 d								108,632.00	
11/20/2017	Brown and Caldwell - 11300569	(2,036.00) p	bc3	(616.97)	(431.88)	(185.09)	(123.40)	(431.88)	(61.69)	(185.09)	
1/4/2018	Brown and Caldwell - 11302688	(4,246.69) p	bc3	(1,286.87)	(900.81)	(386.07)	(257.39)	(900.81)	(128.67)	(386.07)	
1/30/2018	Brown and Caldwell - 11306595	(6,501.00) p	bc3	(1,970.00)	(1,378.99)	(591.01)	(394.02)	(1,378.99)	(196.98)	(591.01)	
3/13/2018	Brown and Caldwell - 11308488	(6,895.50) p	bc3	(2,089.54)	(1,462.67)	(626.87)	(417.95)	(1,462.67)	(208.93)	(626.87)	
4/13/2018	Brown and Caldwell - 11310638	(5,822.66) p	bc3	(1,764.44)	(1,235.10)	(529.34)	(352.91)	(1,235.10)	(176.43)	(529.34)	
5/10/2018	Brown and Caldwell - 11313262	(8,797.69) p	bc3	(2,665.96)	(1,866.17)	(799.80)	(533.22)	(1,866.17)	(266.57)	(799.80)	
6/15/2018	Brown and Caldwell - 11315284	(7,416.75) p	bc3	(2,247.50)	(1,573.24)	(674.26)	(449.52)	(1,573.24)	(224.73)	(674.26)	
6/27/2018	Brown and Caldwell - 11317436	(5,214.00) p	bc3	(1,580.00)	(1,105.99)	(474.00)	(316.04)	(1,105.99)	(157.98)	(474.00)	
	Brown and Caldwell - 11319427	(15,092.00) p	bc3	(4,573.33)	(3,201.32)	(1,372.01)	(914.72)	(3,201.32)	(457.29)	(1,372.01)	
Current NBWRA Phase 2 - Engineering Task 2 Feasibility Study Balance \$ 77,339.57				\$ -	\$ 23,436.23	\$ 16,405.47	\$ 7,030.76	\$ 4,687.03	\$ 16,405.47	\$ 2,343.85	\$ 7,030.76
PENDING Brown and Caldwell -				-	-	-	-	-	-	-	
Projected NBWRA Phase 2 - Engineering Task 2 Feasibility Study Balance \$ 77,339.57				\$ -	\$ 23,436.23	\$ 16,405.47	\$ 7,030.76	\$ 4,687.03	\$ 16,405.47	\$ 2,343.85	\$ 7,030.76
				0.00%	30.30%	21.21%	9.09%	6.06%	21.21%	3.03%	9.09%
Current NBWRA Phase 2 Feasibility Study Eng Task 2 Reconciliation Totals											
Beginning Balance			(4,477.14) b								
Deposits			144,843.00 d								
Interest Earnings			- i								
Payments			(63,026.29) p								
Total \$ 77,339.57											
Current NBWRA Phase 2 Feasibility Study Eng Task 2 Reconciliation by Entity											
Beginning Balance			(4,477.14) b	-	42,535.08	29,774.61	12,760.48	8,507.06	29,774.61	(31,957.46)	(95,871.52)
Deposits			144,843.00 d	-	-	-	-	-	-	36,211.00	108,632.00
Interest Earnings			- i	-	-	-	-	-	-	-	-
Payments			(63,026.29) p	-	(19,098.85)	(13,369.14)	(5,729.72)	(3,820.03)	(13,369.14)	(1,909.69)	(5,729.72)
Total \$ 77,339.57				\$ -	\$ 23,436.23	\$ 16,405.47	\$ 7,030.76	\$ 4,687.03	\$ 16,405.47	\$ 2,343.85	\$ 7,030.76
Current NBWRA Phase 2 - Feasibility Study: Engineering Task 2 Obligations											
Vendor		Encumbrances		Paid to date	Adjustments	Balance	Expires	% Spent			
Phase 2 - Feasibility Study											
Engineering: Task 2 Feasibility Study:											
Brown & Caldwell: (FY 14/15 - 16/17)		140,365.86	bc3	63,026.29		77,339.57		44.90%			
Brown & Caldwell: (FY 17/18)		-									
Subtotal \$		140,365.86		\$ 63,026.29	\$ -	\$ 77,339.57		44.90%			

Item No. 6.b

28 of 89 Page 7

North Bay Water Reuse Authority  
July 1, 2017 to Date Transaction Summary  
as of June 28, 2018  
**PHASE 2**

Item No. 6.b

Date	Description	Amount		Las Galinas	Napa	Novato	SVCSD	SCWA	City of Petaluma	Marin Muni Water Dist.	American Canyon
<b>Phase 2 - Feasibility Study</b>											
<b>SCWA Administration - Grants and EIR/EIS:</b>											
7/1/2017	Beginning Balance	82,567.53	b	-	24,221.69	24,221.69	24,221.69	24,221.63	24,221.69	(19,270.43)	(19,270.43)
8/1/2017	SVCSD - PH 2 Feasibility Study Fee (SCWA Admin & EIS/EIR) - Invoice FY 17/18 (WTRN-38)	10,783.00	d				10,783.00				
8/1/2017	SCWA - PH 2 Feasibility Study Fee (SCWA Admin & EIS/EIR) - Invoice FY 17/18 (WTRN-37)	10,781.00	d					10,781.00			
8/10/2017	Salary/Assn Chgs Applied - N4	(10,990.35)	p	a3	(1,691.09)	(1,691.09)	(1,691.09)	(1,691.17)	(1,691.09)	(1,267.41)	(1,267.41)
8/10/2017	Salary/Assn Chgs Applied - N5	(3,074.59)	p	a3	(473.09)	(473.09)	(473.09)	(473.11)	(473.09)	(354.56)	(354.56)
8/21/2017	Napa SD - PH 2 Feasibility Study Fee (SCWA Admin & EIS/EIR) - Invoice FY 17/18 (WTRN-43)	10,783.00	d		10,783.00						
8/21/2017	City of Petaluma - PH 2 Feasibility Study Fee (SCWA Admin & EIS/EIR) - Invoice FY 17/18 (WTRN-40)	10,783.00	d						10,783.00		
8/25/2017	Marin Muni - PH 2 FS SCWA Administration and EIR/EIS - Invoice #2 FY 16/17 (WTRN-31)	37,423.00	d							37,423.00	
8/25/2017	Novato SD - PH 2 Feasibility Study Fee (SCWA Admin & EIS/EIR) - Invoice FY 17/18 (WTRN-42)	10,783.00	d			10,783.00					
8/25/2017	Marin Muni - PH 2 Feasibility Study Fee (SCWA Admin & EIS/EIR) - Invoice FY 17/18 (WTRN-41)	10,783.00	d							10,783.00	
8/25/2017	American Canyon - PH 2 Feasibility Study Fee (SCWA Admin & EIS/EIR) - Invoice FY 17/18 (WTRN-39)	10,783.00	d								10,783.00
8/25/2017	Salary/Assn Chgs Applied - N4	(5,046.07)	p	a3	(776.44)	(776.44)	(776.44)	(776.49)	(776.44)	(581.91)	(581.91)
8/25/2017	Salary/Assn Chgs Applied - N5	(76.72)	p	a3	(11.80)	(11.80)	(11.80)	(11.82)	(11.80)	(8.85)	(8.85)
8/31/2017	Salary/Assn Chgs Applied - N2	(19,004.04)	p	a3	(2,924.15)	(2,924.15)	(2,924.15)	(2,924.34)	(2,924.15)	(2,191.55)	(2,191.55)
8/31/2017	Salary/Assn Chgs Applied - N2	(5,102.16)	p	a3	(785.07)	(785.07)	(785.07)	(785.12)	(785.07)	(588.38)	(588.38)
9/6/2017	County Counsel - N2	(256.00)	p	a3	(39.39)	(39.39)	(39.39)	(39.40)	(39.39)	(29.52)	(29.52)
9/6/2017	County Counsel - N5	(384.00)	p	a3	(59.09)	(59.09)	(59.09)	(59.08)	(59.09)	(44.28)	(44.28)
9/7/2017	Salary/Assn Chgs Applied - N2	(4,535.37)	p	a3	(697.86)	(697.86)	(697.86)	(697.89)	(697.86)	(523.02)	(523.02)
9/7/2017	Salary/Assn Chgs Applied - N4	(2,087.80)	p	a3	(321.25)	(321.25)	(321.25)	(321.26)	(321.25)	(240.77)	(240.77)
9/7/2017	Salary/Assn Chgs Applied - N5	(2,109.54)	p	a3	(324.59)	(324.59)	(324.59)	(324.64)	(324.59)	(243.27)	(243.27)
9/7/2017	Salary/Assn Chgs Applied - N2	(2,401.96)	p	a3	(369.59)	(369.59)	(369.59)	(369.62)	(369.59)	(276.99)	(276.99)
9/11/2017	American Canyon - PH 2 FS SCWA Administration and EIR/EIS - Invoice #2 FY 16/17 (WTRN-29)	37,424.00	d								37,424.00
9/20/2017	Salary/Assn Chgs Applied - N2	(2,253.16)	p	a3	(346.69)	(346.69)	(346.69)	(346.74)	(346.69)	(259.83)	(259.83)
9/20/2017	Salary/Assn Chgs Applied - N4	(383.66)	p	a3	(59.03)	(59.03)	(59.03)	(59.06)	(59.03)	(44.24)	(44.24)
9/20/2017	Salary/Assn Chgs Applied - N5	(3,820.72)	p	a3	(587.89)	(587.89)	(587.89)	(587.94)	(587.89)	(440.61)	(440.61)
9/20/2017	Salary/Assn Chgs Applied - N2	(230.26)	p	a3	(35.43)	(35.43)	(35.43)	(35.44)	(35.43)	(26.55)	(26.55)
9/22/2017	County Counsel - N5	(384.00)	p	a3	(59.09)	(59.09)	(59.09)	(59.08)	(59.09)	(44.28)	(44.28)
10/5/2017	Salary/Assn Chgs Applied - N2	(1,608.66)	p	a3	(247.52)	(247.52)	(247.52)	(247.56)	(247.52)	(185.51)	(185.51)
10/5/2017	Salary/Assn Chgs Applied - N4	(153.86)	p	a3	(23.67)	(23.67)	(23.67)	(23.70)	(23.67)	(17.74)	(17.74)
10/5/2017	Salary/Assn Chgs Applied - N5	(3,999.61)	p	a3	(615.42)	(615.42)	(615.42)	(615.45)	(615.42)	(461.24)	(461.24)
10/5/2017	Salary/Assn Chgs Applied - N2	(1,710.01)	p	a3	(263.12)	(263.12)	(263.12)	(263.13)	(263.12)	(197.20)	(197.20)
10/23/2017	Salary/Assn Chgs Applied - N2	(1,405.58)	p	a3	(216.28)	(216.28)	(216.28)	(216.28)	(216.28)	(162.09)	(162.09)
10/23/2017	Salary/Assn Chgs Applied - N4	(153.47)	p	a3	(23.61)	(23.61)	(23.61)	(23.63)	(23.61)	(17.70)	(17.70)
10/23/2017	Salary/Assn Chgs Applied - N5	(3,855.16)	p	a3	(593.19)	(593.19)	(593.19)	(593.24)	(593.19)	(444.58)	(444.58)
10/23/2017	Equipment Usage Charges - N5	(17.80)	p	a3	(2.74)	(2.74)	(2.74)	(2.74)	(2.74)	(2.05)	(2.05)
11/3/2017	Salary/Assn Chgs Applied - N2	(753.52)	p	a3	(115.94)	(115.94)	(115.94)	(115.96)	(115.94)	(86.90)	(86.90)
11/3/2017	Salary/Assn Chgs Applied - N5	(91.98)	p	a3	(14.15)	(14.15)	(14.15)	(14.16)	(14.15)	(10.61)	(10.61)
11/16/2017	Salary/Assn Chgs Applied - N2	(320.49)	p	a3	(49.31)	(49.31)	(49.31)	(49.33)	(49.31)	(36.96)	(36.96)
11/16/2017	Salary/Assn Chgs Applied - N4	(1,331.14)	p	a3	(204.82)	(204.82)	(204.82)	(204.84)	(204.82)	(153.51)	(153.51)
11/16/2017	Salary/Assn Chgs Applied - N5	(1,908.11)	p	a3	(293.60)	(293.60)	(293.60)	(293.63)	(293.60)	(220.04)	(220.04)
11/30/2017	Salary/Assn Chgs Applied - N2	(129.00)	p	a3	(19.85)	(19.85)	(19.85)	(19.84)	(19.85)	(14.88)	(14.88)
11/30/2017	Salary/Assn Chgs Applied - N4	(220.18)	p	a3	(33.88)	(33.88)	(33.88)	(33.88)	(33.88)	(25.39)	(25.39)
11/30/2017	Salary/Assn Chgs Applied - N5	(5,421.52)	p	a3	(834.21)	(834.21)	(834.21)	(834.26)	(834.21)	(625.21)	(625.21)
11/30/2017	Equipment Usage Charges - N5	(8.90)	p	a3	(1.37)	(1.37)	(1.37)	(1.36)	(1.37)	(1.03)	(1.03)
12/19/2017	Salary/Assn Chgs Applied - N2	(1,852.75)	p	a3	(285.08)	(285.08)	(285.08)	(285.11)	(285.08)	(213.66)	(213.66)
12/19/2017	Salary/Assn Chgs Applied - N5	(4,798.78)	p	a3	(738.39)	(738.39)	(738.39)	(738.42)	(738.39)	(553.40)	(553.40)
12/22/2017	USBR Contributed funds agreement	(50,000.00)	p	a3	(7,693.50)	(7,693.50)	(7,693.50)	(7,694.00)	(7,693.50)	(5,766.00)	(5,766.00)
12/21/2017	County Counsel - N2	(128.00)	p	a3	(19.70)	(19.70)	(19.70)	(19.68)	(19.70)	(14.76)	(14.76)
1/3/2018	Salary/Assn Chgs Applied - N2	(54.86)	p	a3	(8.44)	(8.44)	(8.44)	(8.44)	(8.44)	(6.33)	(6.33)
1/3/2018	Salary/Assn Chgs Applied - N5	(10,709.94)	p	a3	(1,647.94)	(1,647.94)	(1,647.94)	(1,648.04)	(1,647.94)	(1,235.07)	(1,235.07)
1/3/2018	Salary/Assn Chgs Applied - N2	(230.26)	p	a3	(35.43)	(35.43)	(35.43)	(35.44)	(35.43)	(26.55)	(26.55)
1/12/2018	Salary/Assn Chgs Applied - N2	(107.12)	p	a3	(16.48)	(16.48)	(16.48)	(16.50)	(16.48)	(12.35)	(12.35)
1/12/2018	Salary/Assn Chgs Applied - N5	(2,859.79)	p	a3	(440.04)	(440.04)	(440.04)	(440.05)	(440.04)	(329.79)	(329.79)
1/25/2018	Salary/Assn Chgs Applied - N5	(1,442.64)	p	a3	(221.98)	(221.98)	(221.98)	(221.98)	(221.98)	(166.37)	(166.37)
1/25/2018	Salary/Assn Chgs Applied - N5	(1,821.40)	p	a4	(260.21)	(260.21)	(260.21)	(260.14)	(260.21)	(260.21)	(260.21)
2/1/2018	County Counsel - N5	(384.00)	p	a4	(54.86)	(54.86)	(54.86)	(54.84)	(54.86)	(54.86)	(54.86)
2/9/2018	Salary/Assn Chgs Applied - N5	(12,506.36)	p	a4	(1,786.66)	(1,786.66)	(1,786.66)	(1,786.40)	(1,786.66)	(1,786.66)	(1,786.66)
2/22/2018	Salary/Assn Chgs Applied - N4	(1,117.41)	p	a4	(159.63)	(159.63)	(159.63)	(159.63)	(159.63)	(159.63)	(159.63)
2/22/2018	Salary/Assn Chgs Applied - N5	(4,852.03)	p	a4	(693.16)	(693.16)	(693.16)	(693.07)	(693.16)	(693.16)	(693.16)
2/22/2018	Salary/Assn Chgs Applied - N5	(528.66)	p	a4	(75.52)	(75.52)	(75.52)	(75.54)	(75.52)	(75.52)	(75.52)
3/8/2018	Salary/Assn Chgs Applied - N2	(147.29)	p	a4	(21.04)	(21.04)	(21.04)	(21.05)	(21.04)	(21.04)	(21.04)
3/8/2018	Salary/Assn Chgs Applied - N4	(214.44)	p	a4	(30.63)	(30.63)	(30.63)	(30.66)	(30.63)	(30.63)	(30.63)
3/8/2018	Salary/Assn Chgs Applied - N5	(7,534.87)	p	a4	(1,076.43)	(1,076.43)	(1,076.43)	(1,076.29)	(1,076.43)	(1,076.43)	(1,076.43)

North Bay Water Reuse Authority  
July 1, 2017 to Date Transaction Summary  
as of June 28, 2018  
**PHASE 2**

Item No. 6.b

Date	Description	Amount			Las Galinas	Napa	Novato	SVCSD	SCWA	City of Petaluma	Marin Muni Water Dist.	American Canyon
3/12/2018	County Counsel - N5	(3,904.00)	p	a4	-	(557.73)	(557.73)	(557.73)	(557.62)	(557.73)	(557.73)	(557.73)
3/22/2018	Salary/Assn Chgs Applied - N2	(155.14)	p	a4	-	(22.16)	(22.16)	(22.16)	(22.18)	(22.16)	(22.16)	(22.16)
3/22/2018	Salary/Assn Chgs Applied - N4	(214.44)	p	a4	-	(30.63)	(30.63)	(30.63)	(30.66)	(30.63)	(30.63)	(30.63)
3/22/2018	Salary/Assn Chgs Applied - N5	(9,996.18)	p	a4	-	(1,428.05)	(1,428.05)	(1,428.05)	(1,427.88)	(1,428.05)	(1,428.05)	(1,428.05)
3/23/2018	Xtelesis Corporation	(10.05)	p	a4	-	(1.44)	(1.44)	(1.44)	(1.41)	(1.44)	(1.44)	(1.44)
4/6/2018	Salary/Assn Chgs Applied - N4	(318.41)	p	a4	-	(45.49)	(45.49)	(45.49)	(45.47)	(45.49)	(45.49)	(45.49)
4/6/2018	Salary/Assn Chgs Applied - N5	(7,037.35)	p	a4	-	(1,005.36)	(1,005.36)	(1,005.36)	(1,005.19)	(1,005.36)	(1,005.36)	(1,005.36)
4/18/2018	County Counsel - N5	(192.00)	p	a4	-	(27.43)	(27.43)	(27.43)	(27.42)	(27.43)	(27.43)	(27.43)
4/23/2018	Salary/Assn Chgs Applied - N5	(10,427.01)	p	a4	-	(1,489.60)	(1,489.60)	(1,489.60)	(1,489.41)	(1,489.60)	(1,489.60)	(1,489.60)
4/25/2018	County Counsel - N5	(512.00)	p	a4	-	(73.14)	(73.14)	(73.14)	(73.16)	(73.14)	(73.14)	(73.14)
5/4/2018	Salary/Assn Chgs Applied - N2	(223.17)	p	a4	-	(31.88)	(31.88)	(31.88)	(31.89)	(31.88)	(31.88)	(31.88)
5/4/2018	Salary/Assn Chgs Applied - N5	(6,299.88)	p	a4	-	(900.00)	(900.00)	(900.00)	(899.88)	(900.00)	(900.00)	(900.00)
5/4/2018	Salary/Assn Chgs Applied - N5	528.66	p	a4	-	75.52	75.52	75.52	75.54	75.52	75.52	75.52
5/21/2018	Car Expense	(118.81)	p	a4	-	(16.97)	(16.97)	(16.97)	(16.99)	(16.97)	(16.97)	(16.97)
5/21/2018	Salary/Assn Chgs Applied - N2	(223.17)	p	a4	-	(31.88)	(31.88)	(31.88)	(31.89)	(31.88)	(31.88)	(31.88)
5/21/2018	Salary/Assn Chgs Applied - N4	(999.53)	p	a4	-	(142.79)	(142.79)	(142.79)	(142.79)	(142.79)	(142.79)	(142.79)
5/21/2018	Salary/Assn Chgs Applied - N5	(8,624.02)	p	a4	-	(1,232.03)	(1,232.03)	(1,232.03)	(1,231.84)	(1,232.03)	(1,232.03)	(1,232.03)
6/7/2018	Salary/Assn Chgs Applied - N2	(1,018.13)	p	a4	-	(145.45)	(145.45)	(145.45)	(145.43)	(145.45)	(145.45)	(145.45)
6/7/2018	Salary/Assn Chgs Applied - N5	(6,193.71)	p	a4	-	(884.83)	(884.83)	(884.83)	(884.73)	(884.83)	(884.83)	(884.83)
6/7/2018	Equipment Usage Charges - N4	(44.50)	p	a4	-	(6.36)	(6.36)	(6.36)	(6.34)	(6.36)	(6.36)	(6.36)
6/7/2018	Equipment Usage Charges - N5	(97.90)	p	a4	-	(13.99)	(13.99)	(13.99)	(13.96)	(13.99)	(13.99)	(13.99)
6/15/2018	Salary/Assn Chgs Applied - N2	(156.00)	p	a4	-	(22.29)	(22.29)	(22.29)	(22.26)	(22.29)	(22.29)	(22.29)
6/15/2018	Salary/Assn Chgs Applied - N5	(2,106.82)	p	a4	-	(300.98)	(300.98)	(300.98)	(300.94)	(300.98)	(300.98)	(300.98)
Current NBWRA Phase 2 - SCWA Administration and EIR/EIS \$ (11,970.02)					\$ -	\$ (1,709.61)	\$ (1,709.61)	\$ (1,709.61)	\$ (1,711.64)	\$ (1,709.61)	\$ (1,710.47)	\$ (1,709.47)
PENDING												
Projected NBWRA Phase 2 - SCWA Administration and EIR/EIS \$ (11,970.02)					\$ -	\$ (1,709.61)	\$ (1,709.61)	\$ (1,709.61)	\$ (1,711.64)	\$ (1,709.61)	\$ (1,710.47)	\$ (1,709.47)
					0.00%	14.28%	14.28%	14.28%	14.30%	14.28%	14.29%	14.28%
Current NBWRA Phase 2 Feasibility Study SCWA Administration - Grants and EIR/EIS Reconciliation Totals					Current NBWRA Phase 2 Feasibility Study SCWA Administration - Grants and EIR/EIS Reconciliation by Entity							
Beginning Balance	82,567.53	b			-	24,221.69	24,221.69	24,221.69	24,221.63	24,221.69	(19,270.43)	(19,270.43)
Deposits	150,326.00	d			-	10,783.00	10,783.00	10,783.00	10,781.00	10,783.00	48,206.00	48,207.00
Interest Earnings	-	i			-	-	-	-	-	-	-	-
Payments	(244,863.55)	p			-	(36,714.30)	(36,714.30)	(36,714.30)	(36,714.23)	(36,714.30)	(30,646.04)	(30,646.04)
Total	\$ (11,970.02)				\$ -	\$ (1,709.61)	\$ (1,709.61)	\$ (1,709.61)	\$ (1,711.60)	\$ (1,709.61)	\$ (1,710.47)	\$ (1,709.47)
Current NBWRA Phase 2 - Feasibility Study: SCWA Administration - Grants and EIR/EIS Obligations												
Vendor		Encumbrances			Paid to date		Adjustments	Balance	Expires	% Spent		
Phase 2 - Feasibility Study												
SCWA Administration - Grants and EIR/EIS:												
SCWA: (FY 14/15 - 16/17)		157,413.53	a3		157,413.53			-		100.00%	Carryover from Last FY	
SCWA: (FY 17/18)		75,479.00	a4		87,450.02			(11,971.02)		115.86%		
Subtotal		\$ 232,892.53			\$ 244,863.55			\$ (11,971.02)		105.14%		
Phase 2 Feasibility Study Balance Totals												
Current NBWRA Phase 2 - Feasibility Study Balance		325,277.27			-	50,959.64	45,442.66	32,491.24	35,561.58	82,993.14	33,642.53	44,186.48
Projected NBWRA Phase 2 - Feasibility Study Balance		325,277.27			-	50,959.64	45,442.66	32,491.24	35,561.58	82,993.14	33,642.53	44,186.48
*Projected Balance includes all pending transactions												

North Bay Water Reuse Authority  
July 1, 2017 to Date Transaction Summary  
as of June 28, 2018  
**PHASE 2**

Item No. 6.b

Date	Description	Amount	Las Galinas	Napa	Novato	SVCSD	SCWA	City of Petaluma	Marin Muni Water Dist.	American Canyon	
Summary											
Phase 2 Support & Feasibility Study Balance Totals											
Current NBWRA Phase 2 Balance			347,322.71	647.63	54,055.77	48,538.79	35,587.37	38,659.64	86,089.27	36,923.96	46,820.28
Projected NBWRA Phase 2 Balance			347,322.71	647.63	54,055.77	48,538.79	35,587.37	38,659.64	86,089.27	36,923.96	46,820.28
Current NBWRA Phase 2 - Support & Feasibility Study Reconciliation Totals											
Beginning Balance		597,910.98	b d i p								
Deposits		1,027,761.00									
Interest Earnings		-									
Payments		(1,278,349.27)									
Totals		347,322.71									
Current NBWRA Phase 2 - Support & Feasibility Study Reconciliation by Entity											
			647.63	141,063.95	139,483.33	96,023.45	131,881.31	416,917.78	(130,248.88)	(197,857.59)	
			-	61,135.00	61,135.00	61,135.00	61,133.00	61,135.00	301,689.00	420,399.00	
			-	-	-	-	-	-	-	-	
			-	(148,143.18)	(152,079.54)	(121,571.08)	(154,354.63)	(391,963.51)	(134,516.16)	(175,721.13)	
			647.63	54,055.77	48,538.79	35,587.37	38,659.68	86,089.27	36,923.96	46,820.28	
NBWRA Phase 2 - Support & Feasibility Study Total Obligations											
Vendor		Encumbrances		Paid to date		Adjustments	Balance	Expires	% Spent		
Phase 2 - Support & Feasibility Study Totals											
Program Development - (B&A: FY 17/18)		110,850.00	ba1-pd	99,821.84	-	11,028.16	90.05%				
Federal Advocacy (TFG sub) - (B&A: FY 17/18)		65,000.00	ba1-fa	57,103.56	-	7,896.44	87.85%				
Brown & Caldwell: (FY 14/15 - 16/17)		1,037,193.61	bc3	854,986.27	-	182,207.34	82.43%				
Brown & Caldwell: (FY 17/18)		176,614.00	bc4	21,574.05	-	155,039.95	12.22%				
SCWA: (FY 14/15 - 16/17)		157,413.53	a3	157,413.53	-	-	100.00%				
SCWA: (FY 17/18)		75,479.00	a4	87,450.02	-	(11,971.02)	115.86%				
Subtotal		\$ 1,622,550.14	\$	1,278,349.27	\$	-	\$ 344,200.87	78.79%			
*Projected Balance includes all pending transactions											

**North Bay Water Reuse Authority**  
**July 1, 2017 to Date Transaction Summary**  
**as of June 28, 2018**  
**JOINT USE**

Item No. 6.b

Date	Description	Amount		Las Gallinas	Napa	Novato	SVCSD	SCWA	North Marin Water Dist.	Napa County	City of Petaluma	Marin Muni Water Dist.	American Canyon
7/1/2017	Beginning Balance	118,543.14	b										
8/10/2017	Weir Technical Services SCWA 07-17	(2,520.00)	p	(295.16)	(295.16)	(295.16)	(295.16)	(295.14)	(295.16)	(295.16)	(295.16)	(79.37)	(79.37)
8/10/2017	Salary/Assn Chgs Applied	(14,209.43)	p	(1,664.30)	(1,664.30)	(1,664.30)	(1,664.30)	(1,664.27)	(1,664.30)	(1,664.30)	(1,664.30)	(447.53)	(447.53)
8/21/2017	SVCSD - Joint Use - Invoice FY 17/18 (WTRN-38)	19,350.00	d				19,350.00						
8/21/2017	SCWA - Joint Use - Invoice FY 17/18 (WTRN-37)	19,350.00	d					19,350.00					
8/21/2017	Las Gallinas - Joint Use - Invoice FY 17/18 (WTRN-46)	19,350.00	d	19,350.00									
8/21/2017	Napa SD - Joint Use - Invoice FY 17/18 (WTRN-43)	19,350.00	d		19,350.00								
8/21/2017	Napa County - Joint Use - Invoice FY 17/18 (WTRN-44)	19,350.00	d							19,350.00			
8/21/2017	City of Petaluma - Joint Use - Invoice FY 17/18 (WTRN-40)	19,350.00	d								19,350.00		
8/25/2017	Novato SD - Joint Use - Invoice FY 17/18 (WTRN-42)	19,350.00	d			19,350.00							
8/25/2017	MMWD - Joint Use - Invoice FY 17/18 (WTRN-41)	19,350.00	d									19,350.00	
8/25/2017	MMWD - JU Fee - Invoice #2 FY 16/17 (WTRN-31)	20,319.00	d									20,319.00	
8/25/2017	American Canyon - Joint Use - Invoice FY 17/18 (WTRN-39)	19,350.00	d										19,350.00
8/25/2017	Salary/Assn Chgs Applied	(6,912.29)	p	(809.61)	(809.61)	(809.61)	(809.61)	(809.62)	(809.61)	(809.61)	(809.61)	(217.70)	(217.70)
8/25/2017	Xtelesis Corporation	(2.25)	p	(0.26)	(0.26)	(0.26)	(0.26)	(0.29)	(0.26)	(0.26)	(0.26)	(0.07)	(0.07)
9/6/2017	County Counsel	(128.00)	p	(14.99)	(14.99)	(14.99)	(14.99)	(15.01)	(14.99)	(14.99)	(14.99)	(4.03)	(4.03)
9/6/2017	NMMD - Joint Use - Invoice FY 17/18 (WTRN-45)	19,350.00	d						19,350.00				
9/7/2017	Salary/Assn Chgs Applied	(6,366.95)	p	(745.74)	(745.74)	(745.74)	(745.74)	(745.71)	(745.74)	(745.74)	(745.74)	(200.53)	(200.53)
9/11/2017	American Canyon - JU Fee - Invoice #2 FY 16/17 (WTRN-29)	20,319.00	d										20,319.00
9/20/2017	Salary/Assn Chgs Applied	(1,534.69)	p	(179.75)	(179.75)	(179.75)	(179.75)	(179.76)	(179.75)	(179.75)	(179.75)	(48.34)	(48.34)
9/22/2017	County Counsel	(64.00)	p	(7.50)	(7.50)	(7.50)	(7.50)	(7.46)	(7.50)	(7.50)	(7.50)	(2.02)	(2.02)
9/26/2017	Weir Technical Services SCWA 08-17	(8,240.00)	p	(965.12)	(965.12)	(965.12)	(965.12)	(965.12)	(965.12)	(965.12)	(965.12)	(259.52)	(259.52)
9/26/2017	Weir Technical Services SCWA 08-17	(414.54)	p	(48.55)	(48.55)	(48.55)	(48.55)	(48.57)	(48.55)	(48.55)	(48.55)	(13.06)	(13.06)
9/28/2017	Bryant & Associates August 2017	(6,000.00)	p	(600.00)	(600.00)	(600.00)	(600.00)	(600.00)	(600.00)	(600.00)	(600.00)	(600.00)	(600.00)
10/5/2017	Salary/Assn Chgs Applied	(7,169.59)	p	(839.75)	(839.75)	(839.75)	(839.75)	(839.72)	(839.75)	(839.75)	(839.75)	(225.81)	(225.81)
10/5/2017	Salary/Assn Chgs Applied	(2,878.89)	p	(287.89)	(287.89)	(287.89)	(287.89)	(287.88)	(287.89)	(287.89)	(287.89)	(287.89)	(287.89)
10/23/2017	Salary/Assn Chgs Applied	(4,975.88)	p	(497.59)	(497.59)	(497.59)	(497.59)	(497.57)	(497.59)	(497.59)	(497.59)	(497.59)	(497.59)
10/23/2017	Equipment Usage Charges	(62.30)	p	(6.23)	(6.23)	(6.23)	(6.23)	(6.23)	(6.23)	(6.23)	(6.23)	(6.23)	(6.23)
10/26/2017	Xtelesis Corporation	(3.60)	p	(0.36)	(0.36)	(0.36)	(0.36)	(0.36)	(0.36)	(0.36)	(0.36)	(0.36)	(0.36)
10/26/2017	Weir Technical Services SCWA 09-17	(1,560.00)	p	(182.72)	(182.72)	(182.72)	(182.72)	(182.70)	(182.72)	(182.72)	(182.72)	(49.13)	(49.13)
10/26/2017	Bryant & Associates September 2017	(3,000.00)	p	(300.00)	(300.00)	(300.00)	(300.00)	(300.00)	(300.00)	(300.00)	(300.00)	(300.00)	(300.00)
11/3/2017	Salary/Assn Chgs Applied	(1,161.75)	p	(116.18)	(116.18)	(116.18)	(116.18)	(116.13)	(116.18)	(116.18)	(116.18)	(116.18)	(116.18)
11/3/2017	Equipment Usage Charges	(44.50)	p	(4.45)	(4.45)	(4.45)	(4.45)	(4.45)	(4.45)	(4.45)	(4.45)	(4.45)	(4.45)
11/6/2017	Xtelesis Corporation	(6.05)	p	(0.61)	(0.61)	(0.61)	(0.61)	(0.56)	(0.61)	(0.61)	(0.61)	(0.61)	(0.61)
11/16/2017	Salary/Assn Chgs Applied	(2,673.32)	p	(267.33)	(267.33)	(267.33)	(267.33)	(267.35)	(267.33)	(267.33)	(267.33)	(267.33)	(267.33)
11/16/2017	Equipment Usage Charges	(4.45)	p	(0.45)	(0.45)	(0.45)	(0.45)	(0.40)	(0.45)	(0.45)	(0.45)	(0.45)	(0.45)
11/21/2017	Bryant & Associates October 2017	(3,000.00)	p	(300.00)	(300.00)	(300.00)	(300.00)	(300.00)	(300.00)	(300.00)	(300.00)	(300.00)	(300.00)
11/29/2017	Xtelesis Corporation	(8.65)	p	(0.87)	(0.87)	(0.87)	(0.87)	(0.82)	(0.87)	(0.87)	(0.87)	(0.87)	(0.87)
11/30/2017	Salary/Assn Chgs Applied	(4,854.09)	p	(485.41)	(485.41)	(485.41)	(485.41)	(485.40)	(485.41)	(485.41)	(485.41)	(485.41)	(485.41)
11/30/2017	Equipment Usage Charges	(8.90)	p	(0.89)	(0.89)	(0.89)	(0.89)	(0.89)	(0.89)	(0.89)	(0.89)	(0.89)	(0.89)
12/12/2017	Weir Technical Services SCWA 10-17	(720.00)	p	(84.33)	(84.33)	(84.33)	(84.33)	(84.33)	(84.33)	(84.33)	(84.33)	(22.68)	(22.68)
12/19/2017	Salary/Assn Chgs Applied	(4,349.83)	p	(434.98)	(434.98)	(434.98)	(434.98)	(435.01)	(434.98)	(434.98)	(434.98)	(434.98)	(434.98)
12/19/2017	Equipment Usage Charges	(35.60)	p	(3.56)	(3.56)	(3.56)	(3.56)	(3.56)	(3.56)	(3.56)	(3.56)	(3.56)	(3.56)
12/22/2017	Weir Technical Services SCWA 11-17	(3,080.00)	p	(360.75)	(360.75)	(360.75)	(360.75)	(360.73)	(360.75)	(360.75)	(360.75)	(97.01)	(97.01)
12/22/2017	Bryant & Associates November 2017	(3,000.00)	p	(300.00)	(300.00)	(300.00)	(300.00)	(300.00)	(300.00)	(300.00)	(300.00)	(300.00)	(300.00)

North Bay Water Reuse Authority  
July 1, 2017 to Date Transaction Summary  
as of June 28, 2018  
**JOINT USE**

Item No. 6.b

Date	Description	Amount		Las Gallinas	Napa	Novato	SVCS	SCWA	North Marin Water Dist.	Napa County	City of Petaluma	Marin Muni Water Dist.	American Canyon									
1/2/2018	Late Fee	(150.00)	p a4	(15.00)	(15.00)	(15.00)	(15.00)	(15.00)	(15.00)	(15.00)	(15.00)	(15.00)	(15.00)									
1/3/2018	Salary/Assn Chgs Applied	(3,035.38)	p a4	(303.54)	(303.54)	(303.54)	(303.54)	(303.52)	(303.54)	(303.54)	(303.54)	(303.54)	(303.54)									
1/12/2017	Salary/Assn Chgs Applied	(3,478.29)	p a4	(347.83)	(347.83)	(347.83)	(347.83)	(347.82)	(347.83)	(347.83)	(347.83)	(347.83)	(347.83)									
1/17/2018	Bryant & Associates December 2017	(3,000.00)	p ba1-sa	(300.00)	(300.00)	(300.00)	(300.00)	(300.00)	(300.00)	(300.00)	(300.00)	(300.00)	(300.00)									
1/12/2018	Salary/Assn Chgs Applied	(3,927.41)	p a4	(392.74)	(392.74)	(392.74)	(392.74)	(392.75)	(392.74)	(392.74)	(392.74)	(392.74)	(392.74)									
1/26/2018	Weir Technical Services SCWA 12-17	(3,880.00)	p w3	(454.45)	(454.45)	(454.45)	(454.45)	(454.45)	(454.45)	(454.45)	(454.45)	(122.20)	(122.20)									
1/26/2018	Weir Technical Services SCWA 12-17	(88.82)	p w3	(10.40)	(10.40)	(10.40)	(10.40)	(10.42)	(10.40)	(10.40)	(10.40)	(2.80)	(2.80)									
2/9/2018	Salary/Assn Chgs Applied	(7,180.20)	p a4	(718.02)	(718.02)	(718.02)	(718.02)	(718.02)	(718.02)	(718.02)	(718.02)	(718.02)	(718.02)									
2/14/2018	Bryant & Associates January 2018	(3,000.00)	p ba1-sa	(300.00)	(300.00)	(300.00)	(300.00)	(300.00)	(300.00)	(300.00)	(300.00)	(300.00)	(300.00)									
2/22/2018	Weir Technical Services SCWA 01-18	(680.00)	p w3	(79.65)	(79.65)	(79.65)	(79.65)	(79.61)	(79.65)	(79.65)	(79.65)	(21.42)	(21.42)									
2/22/2018	Salary/Assn Chgs Applied	(7,308.80)	p a4	(730.88)	(730.88)	(730.88)	(730.88)	(730.88)	(730.88)	(730.88)	(730.88)	(730.88)	(730.88)									
3/8/2018	Salary/Assn Chgs Applied	(1,476.69)	p a4	(147.67)	(147.67)	(147.67)	(147.67)	(147.66)	(147.67)	(147.67)	(147.67)	(147.67)	(147.67)									
3/16/2018	Weir Technical Services SCWA 02-18	(1,680.00)	p w3	(196.77)	(196.77)	(196.77)	(196.77)	(196.77)	(196.77)	(196.77)	(196.77)	(52.91)	(52.91)									
3/16/2018	Weir Technical Services SCWA 02-18	(86.95)	p w3	(10.18)	(10.18)	(10.18)	(10.18)	(10.21)	(10.18)	(10.18)	(10.18)	(2.74)	(2.74)									
3/22/2018	Salary/Assn Chgs Applied	(4,030.28)	p a4	(403.03)	(403.03)	(403.03)	(403.03)	(403.01)	(403.03)	(403.03)	(403.03)	(403.03)	(403.03)									
4/3/2018	Bryant & Associates February 2018	(3,000.00)	p ba1-sa	(300.00)	(300.00)	(300.00)	(300.00)	(300.00)	(300.00)	(300.00)	(300.00)	(300.00)	(300.00)									
4/6/2018	Salary/Assn Chgs Applied	(2,247.07)	p a4	(224.71)	(224.71)	(224.71)	(224.71)	(224.68)	(224.71)	(224.71)	(224.71)	(224.71)	(224.71)									
4/6/2018	Equipment Usage Charges	(71.20)	p a4	(7.12)	(7.12)	(7.12)	(7.12)	(7.12)	(7.12)	(7.12)	(7.12)	(7.12)	(7.12)									
4/16/2018	Xtelesis Corporation	(2.60)	p a4	(0.26)	(0.26)	(0.26)	(0.26)	(0.26)	(0.26)	(0.26)	(0.26)	(0.26)	(0.26)									
4/17/2018	Bryant & Associates March 2018	(3,000.00)	p ba1-sa	(300.00)	(300.00)	(300.00)	(300.00)	(300.00)	(300.00)	(300.00)	(300.00)	(300.00)	(300.00)									
4/23/2018	Salary/Assn Chgs Applied	(2,146.59)	p a4	(214.66)	(214.66)	(214.66)	(214.66)	(214.65)	(214.66)	(214.66)	(214.66)	(214.66)	(214.66)									
5/4/2018	Salary/Assn Chgs Applied	(1,340.97)	p a4	(134.10)	(134.10)	(134.10)	(134.10)	(134.07)	(134.10)	(134.10)	(134.10)	(134.10)	(134.10)									
5/8/2018	Travel	(250.00)	p a4	(25.00)	(25.00)	(25.00)	(25.00)	(25.00)	(25.00)	(25.00)	(25.00)	(25.00)	(25.00)									
5/9/2018	Xtelesis Corporation	(4.35)	p a4	(0.44)	(0.44)	(0.44)	(0.44)	(0.39)	(0.44)	(0.44)	(0.44)	(0.44)	(0.44)									
5/10/2018	Equipment Usage Charges	(250.00)	p a4	(25.00)	(25.00)	(25.00)	(25.00)	(25.00)	(25.00)	(25.00)	(25.00)	(25.00)	(25.00)									
5/18/2018	Xtelesis Corporation	(3.65)	p a4	(0.37)	(0.37)	(0.37)	(0.37)	(0.32)	(0.37)	(0.37)	(0.37)	(0.37)	(0.37)									
5/21/2018	Salary/Assn Chgs Applied	(969.58)	p a4	(96.96)	(96.96)	(96.96)	(96.96)	(96.94)	(96.96)	(96.96)	(96.96)	(96.96)	(96.96)									
5/23/2018	Bryant & Associates April 2018	(3,000.00)	p ba1-sa	(300.00)	(300.00)	(300.00)	(300.00)	(300.00)	(300.00)	(300.00)	(300.00)	(300.00)	(300.00)									
5/29/2018	Weir Technical Services SCWA 03-18	(960.00)	p w3	(112.44)	(112.44)	(112.44)	(112.44)	(112.44)	(112.44)	(112.44)	(112.44)	(30.24)	(30.24)									
5/29/2018	Weir Technical Services SCWA 03-18	(640.00)	p w3	(74.96)	(74.96)	(74.96)	(74.96)	(74.96)	(74.96)	(74.96)	(74.96)	(20.16)	(20.16)									
6/7/2018	Salary/Assn Chgs Applied	(3,089.08)	p a4	(308.91)	(308.91)	(308.91)	(308.91)	(308.89)	(308.91)	(308.91)	(308.91)	(308.91)	(308.91)									
6/7/2018	Equipment Usage Charges	(26.70)	p a4	(2.67)	(2.67)	(2.67)	(2.67)	(2.67)	(2.67)	(2.67)	(2.67)	(2.67)	(2.67)									
6/13/2018	Weir Technical Services SCWA 03-18	(6,040.00)	p w3	(707.44)	(707.44)	(707.44)	(707.44)	(707.46)	(707.44)	(707.44)	(707.44)	(190.23)	(190.23)									
6/13/2018	Weir Technical Services SCWA 03-18	(365.48)	p w3	(42.81)	(42.81)	(42.81)	(42.81)	(42.79)	(42.81)	(42.81)	(42.81)	(11.51)	(11.51)									
6/13/2018	Bryant & Associates May 2018	(3,000.00)	p ba1-sa	(300.00)	(300.00)	(300.00)	(300.00)	(300.00)	(300.00)	(300.00)	(300.00)	(300.00)	(300.00)									
6/15/2018	Salary/Assn Chgs Applied	(1,097.87)	p a4	(109.79)	(109.79)	(109.79)	(109.79)	(109.76)	(109.79)	(109.79)	(109.79)	(109.79)	(109.79)									
Current NBWRA Balance \$				189,183.63	\$	21,509.22	\$	21,509.22	\$	21,509.22	\$	21,509.62	\$	21,509.22	\$	21,509.22	\$	17,799.35	\$	10,409.67	\$	10,409.67
PENDING																						
Projected Balance \$				189,183.63	\$	21,509.22	\$	21,509.22	\$	21,509.22	\$	21,509.62	\$	21,509.22	\$	21,509.22	\$	17,799.35	\$	10,409.67	\$	10,409.67
						11.37%	11.37%	11.37%	11.37%	11.37%	11.37%	9.41%	5.50%	5.50%								

Current NBWRA Reconciliation				Current NBWRA Joint Use Reconciliation by Entity									
Beginning Balance	118,543.14	b		19,662.35	19,662.35	19,662.35	19,662.35	19,662.20	19,662.35	19,662.35	15,952.48	(17,522.82)	(17,522.82)
Deposits	234,138.00	d		19,350.00	19,350.00	19,350.00	19,350.00	19,350.00	19,350.00	19,350.00	19,350.00	39,669.00	39,669.00
Interest Earnings	-	i		-	-	-	-	-	-	-	-	-	-
Payments	(163,497.51)	p		(17,503.13)	(17,503.13)	(17,503.13)	(17,503.13)	(17,502.58)	(17,503.13)	(17,503.13)	(17,503.13)	(11,736.51)	(11,736.51)
<b>Total:</b>	<b>189,183.63</b>			<b>21,509.22</b>	<b>21,509.22</b>	<b>21,509.22</b>	<b>21,509.22</b>	<b>21,509.62</b>	<b>21,509.22</b>	<b>21,509.22</b>	<b>17,799.35</b>	<b>10,409.67</b>	<b>10,409.67</b>

Current NBWRA Obligations							
Vendor	Encumbrances		Paid to date	Adjustments	Balance	Expires	% Spent
Program Mangement - (Weir : FY 14/15 - 16/17)	51,961.65	w3	30,955.79		21,005.86		59.57%
Program Mangement - (Weir : FY 17/18)	37,500.00	w4	-		37,500.00		0.00%
State Advocacy (Onate Group sub) - (B&A: FY 17/18)	36,000.00	ba1-sa	33,000.00		3,000.00		91.67%
SCWA Administration - (SCWA : FY 14/15 - 16/17)	36,387.20	a3	36,387.20		-		100.00%
SCWA Administration - (SCWA : FY 17/18)	120,000.00	a4	63,154.52		56,845.48		52.63%
<b>Total</b>	<b>281,848.85</b>		<b>163,497.51</b>	<b>-</b>	<b>118,351.34</b>		<b>58.01%</b>

Carryover from Last FY

Carryover from Last FY

**North Bay Water Reuse Authority**  
**July 1, 2017 to Date Transaction Summary**  
**as of June 28, 2018**  
**Discretionary**

Item No. 6.b

<u>Date</u>	<u>Description</u>	<u>Amount</u>		
7/1/2017	Beginning Balance	48,724.00	b	
10/26/2017	Room rental	(376.00)	p	ua
11/20/2017	Marin County Associate Member Fee	5,000.00	d	
5/16/2018	Room rental	(164.50)	p	ua

<b>Current NBWRA Balance</b>	<b>53,183.50</b>
<b>PENDING</b>	

<b>Projected Balance</b>	<b>53,183.50</b>
--------------------------	------------------

<b>Current NBWRA Reconciliation</b>	
Beginning Balance	48,724.00
Deposits	5,000.00
Interest Earnings	-
Payments	(540.50)
Balance	53,183.50

Combined	Marin Muni <u>Water Dist.</u>	Marin County	City of <u>American Canyon</u>
48,724.00	21,884.62	20,000.00	15,000.00
5,000.00		5,000.00	
53,724.00	-	21,884.62	25,000.00
-	-	-	-
53,724.00	-	21,884.62	25,000.00
	MMWD	Marin County	AM

<b>Current NBWRA Use Reconciliation by Entity</b>			
48,724.00	21,884.62	20,000.00	15,000.00
5,000.00	-	5,000.00	-
-	-	-	-
-	-	-	-
53,724.00	21,884.62	25,000.00	15,000.00

<b>NBWRA Obligations</b>						
<u>Vendor</u>	<u>Encumbrances</u>	<u>Paid to date</u>	<u>Adjustments</u>	<u>Balance</u>	<u>Expires</u>	<u>% Spent</u>
<u>N/A</u>						
Total	-	-	-	-		
<u>Project</u>	<u>Unencumbered</u>	<u>Spent</u>	<u>Misc.</u>	<u>Balance</u>		<u>% Spent</u>
Admin Agency Services (Unallocated)	-	ua 540.50	-	(540.50)		#DIV/0!
Admin Agency Services (Room Rental)	-	rr -	-	-		#DIV/0!
Federal Congressional Tour	-	ft -	-	-		#DIV/0!
State Congressional Tour	-	st -	-	-		#DIV/0!
Total	-	540.50	-	(540.50)		
Miscellaneous Expenses		m -				
	<u>Scheduled costs</u>	<u>Expenses</u>	<u>Adjustments</u>	<u>Balance</u>		<u>% Spent</u>
Total	-	540.50	-	(540.50)		#DIV/0!

EXPENSES NOT ALLOCATED TO  
SPECIFIC ENTITIES IN THIS  
ACCOUNT



**Interest  
North Bay Water Reuse Authority  
as of June 28, 2018**

**FY2013/2014**

<b>Period</b>	<b>Date Posted</b>	<b>Amount</b>
1st Quarter	10/15/2013	\$ 1,335.43
2nd Quarter	1/15/2014	\$ 1,445.77
3rd Quarter	4/16/2014	\$ 1,034.70
4th Quarter	7/16/2014	\$ 590.63
<b>Total</b>		<b>\$ 4,406.53</b>

**FY2014/2015**

<b>Period</b>	<b>Date Posted</b>	<b>Amount</b>
1st Quarter	10/15/2014	\$ 1,849.53
2nd Quarter	1/15/2015	\$ 2,430.25
3rd Quarter	4/16/2015	\$ 2,256.57
4th Quarter	7/15/2015	\$ 1,682.38
<b>Total</b>		<b>\$ 8,218.73</b>

**FY2015/2016**

<b>Period</b>	<b>Date Posted</b>	<b>Amount</b>
1st Quarter	10/15/2015	\$ 1,631.68
2nd Quarter	1/15/2016	\$ 3,371.28
3rd Quarter	4/15/2016	\$ 3,509.54
4th Quarter	7/15/2016	\$ 3,407.03
<b>Total</b>		<b>\$ 11,919.53</b>

**FY2016/2017**

<b>Period</b>	<b>Date Posted</b>	<b>Amount</b>
1st Quarter	10/14/2016	\$ 4,111.97
2nd Quarter	1/13/2017	\$ 5,277.04
3rd Quarter	4/14/2017	\$ 5,383.46
4th Quarter	7/14/2017	\$ 5,766.27
<b>Total</b>		<b>\$ 20,538.74</b>

**FY2017/2018**

<b>Period</b>	<b>Date Posted</b>	<b>Amount</b>
1st Quarter	10/17/2017	\$ 5,909.98
2nd Quarter	1/12/2018	\$ 7,669.67
3rd Quarter	4/13/2018	\$ 6,628.28
4th Quarter		
<b>Total</b>		<b>\$ 20,207.93</b>

# Phase 1: Status and Activities

## Item 7



# Phase 1: Grant Administration

Amounts calculated are from percentages specified in the Phase 1 MOU

	Phase 1 Grant Administration	Total	SVCSD	LGVSD	NMWD	Novato SD	Napa SD	SCWA	Napa County
A	SCWA Grant Admin Spent (as of 6/28/18) - Reimbursed by USBR	<b>\$17,051.09</b>	\$2,953.45	\$1,747.58	\$3,644.15	\$1,580.31	\$5,907.66	\$608.97	\$608.97
B	SCWA Grant Admin Spent (as of 6/28/18)- Fully Loaded, Amount not reimbursed by USBR	<b>\$98,210.90</b>	\$17,011.29	\$10,065.69	\$20,989.56	\$9,102.28	\$34,027.02	\$3,507.53	\$3,507.53
<sup>1</sup> C	Estimated SCWA Grant Admin thru 9/31/18 - Reimbursed by USBR	<b>\$1,300.00</b>	\$225.18	\$133.24	\$277.84	\$120.49	\$4450.39	\$46.43	\$46.43
<sup>1</sup> D	Estimated SCWA Grant Admin thru 9/31/18 - Fully Loaded, Amount not reimbursed by USBR	<b>\$7,500.00</b>	\$1,299.08	\$768.68	\$1,602.89	\$695.10	\$2,598.53	\$267.86	\$267.86
<sup>2</sup> E	<b>Each agency's Estimated Total Admin Cost thru the Original Project End Date (Row B+D)</b>	<b>\$105,710.90</b>	<b>\$18,310.37</b>	<b>\$10,834.37</b>	<b>\$22,592.45</b>	<b>\$9,797.38</b>	<b>\$36,625.55</b>	<b>\$3,775.39</b>	<b>\$3,775.39</b>

- <sup>1</sup>Rows C & D are the estimated amounts SCWA projects to spend through 9/31/18
- <sup>2</sup>Row E is the estimated amount each agency would owe to SCWA for non-reimbursed admin costs thru 9/31/18
- Costs are estimated through 9/31/18. Bills would go out 10/31/18, this coincides with the next semi-annual reporting period.

# Discussion: Phase 1 Reconciliation Administrative Costs Through 9/31/18

## Discussion and Questions:

Upcoming SCWA Invoicing to Member Agencies for Actual Unreimbursed Phase 1 Admin Costs as of 9/30/2018.

# Phase 1: Title XVI Program Cost Share

## **NBWRA 4<sup>th</sup> Amended MOU: Sharing of Costs and Resources for Phase 1 Program.**

The Board of Directors shall assess each Member Agency for costs associated with paying the Administrative Agency, staff or consultants and the funding of approved Phase 1 projects, under agreements approved by the Board of Directors, the Technical Advisory Committee pursuant to Section 8, or the Administrative Agency as provided in Section 12, or as authorized by the budget adopted by the Board of Directors as set forth in Section 7. Further, legal liabilities may arise out of actions of the Member Agencies (including the Administrative Agency) taken pursuant to this MOU.

The activities of the NBWRA are part of a regional program that provides benefit to all agencies.

Therefore, as described more particularly below, all Member Agencies that participate in Phase 1 construction 396 projects shall pay a portion of ongoing Phase 1 costs equally and the remaining Phase 1 costs shall be based on approved project costs for Phase 1 of Alternative 1, as described in the certified Phase 1 EIR/EIS or as amended pursuant to Sections 14(d) and 16.

# Phase 1: Title XVI Program Cost Share – Continued

Item No. 7

The costs and liabilities will be allocated among each of the Phase 1 Member Agencies as follows:

- one quarter (25%) of costs and liabilities shall be allocated equally 400 among each of the Phase 1 Member Agencies; and
- three quarters (75%) of costs and liabilities shall be allocated among Phase 1 Member Agencies in proportion to the benefit to each Member Agency of participating in the NBWRA, in the form of federal funding that is described in applications for federal funding that have been submitted to the USBR as of April 15, 2010 or as modified pursuant to Sections 14 (d) and 16 herein. The Sonoma County Water Agency shall pay its pro-rata share of the quarter of costs allocated under subsection (i) above, but shall not pay any costs allocated under subsection (ii), as it does not have any individual projects to be funded.

# Phase 1: Remaining Grant Administration

Scenario One:  
All agencies remain in Phase 1 until grant closeout

	Remaining Phase 1 Grant Administration	Total	SVCSD	LGVSD	NMWD	Novato SD	Napa SD	SCWA	Napa County
A	Each Agency's Estimated Total Admin Cost thru the Original Project End Date – Not Reimbursable by USBR	<b>\$105,710.90</b>	\$18,310.37	\$10,834.37	\$22,592.45	\$9,797.38	\$36,625.55	\$3,775.39	\$3,775.39
B	Estimated Remaining SCWA Grant Admin to be Spent by Grant Close Out – Reimbursable by USBR	<b>\$16,648.91</b>	\$2,883.79	\$1,706.36	\$3,558.19	\$1,543.04	\$5,768.33	\$594.60	\$594.60
C	Total Estimated Admin Remaining not Reimbursable by USBR	<b>\$95,645.12</b>	\$16,566.86	\$9,802.72	\$20,441.20	\$8,864.48	\$33,138.06	\$3,415.90	\$3,415.90
<b>D</b>	<b>Total Projected Cost of Admin Cost for Each Agency (Row A+C)</b>	<b>\$201,356.02</b>	<b>\$34,877.23</b>	<b>\$20,637.09</b>	<b>\$43,033.65</b>	<b>\$18,661.86</b>	<b>\$69,763.61</b>	<b>\$7,191.29</b>	<b>\$7,191.29</b>

Amount in Row C is the maximum estimated total amount that would be charged. This number may be reduced based on how much admin SCWA charges over the next two years managing the grant.

Any grant admin money unspent could be reallocated to one or more of the remaining projects prior to grant closeout.

# Phase 1: Remaining Grant Administration

Item No. 7

Scenario Two:

All agencies with completed projects by original end date are released and those remaining split costs equally

	Remaining Phase 1 Grant Administration	Total	SVCSD	LGVSD	NMWD	Novato SD	Napa SD	SCWA	Napa County
A	Each Agency's Estimated Total Admin Cost thru the Original Project End Date – Not Reimbursable by USBR	<b>\$105,710.90</b>	\$18,310.37	\$10,834.37	\$22,592.45	\$9,797.38	\$36,625.55	\$3,775.39	\$3,775.39
B	Estimated Remaining SCWA Grant Admin to be Spent by Grant Close Out – Reimbursable by USBR	<b>\$16,648.91</b>	\$0	\$8,324.46	\$0	\$8,324.46	\$0	\$0	\$0
C	Total Estimated Admin Remaining not Reimbursable by USBR	<b>\$95,645.12</b>	\$0	\$47,822.56	\$0	\$47,822.56	\$0	\$0	\$0
<b>D</b>	<b>Total Projected Cost of Admin Cost for Each Agency (Row A+C)</b>	<b>\$201,356.02</b>	<b>\$18,310.37</b>	<b>\$58,656.93</b>	<b>\$22,592.45</b>	<b>\$57,619.94</b>	<b>\$36,625.55</b>	<b>\$3,775.39</b>	<b>\$3,775.39</b>

Amount in Row C is the maximum estimated total amount that would be charged. This number may be reduced based on how much admin SCWA charges over the next two years managing the grant.

Any grant admin money unspent could be reallocated to one or more of the remaining projects prior to grant closeout.



# Phase 1: Grant Administration Items to Consider

- 💧 Discussion - Which scenario would you like to choose:
  - Scenario One: All agencies remain in Phase 1 until grant closeout
  - Scenario Two: All agencies with completed projects by original end date are released and those remaining split costs equally
- 💧 Information to Support Discussion:
  - SCWA can finalize documentation for completed projects that meet the original grant deadline of September 2018, but USBR may ask questions during grant closeout process in two years. There may also be an audit that SCWA will have to assist with, audit could encompass all projects.
  - If we went with Scenario Two, we may have to amend the MOU/Facilitation Agreement

# Phase 1: Reconciliation Direction

💧 Direction on How to Proceed:

- Scenario One or,
- Scenario Two

## Phase 2: Status and Activities

### Item 8



# Program Development, Federal and State Advocacy



# Federal Funding: Phase 2 Title XVI Program

## 💧 Phase 2 Implementation Funding

- Secure \$18.1M or 25% federal cost-share from Title XVI grant program

## 💧 Funding in the 2018 Budget

- \$20M for WIIN-Act Title XVI Projects

## 💧 Proposed Funding in the 2019 Budget

- \$20M for WIIN-Act Title XVI Projects

# Federal Funding: Phase 2 Title XVI Program

## 💧 Phase 2 Construction Grant

- Funding Opportunity Announcement (FOA)
  - Announced May 31, 2018
  - Submitted July 17, 2018
  - \$20M available for WIIN-Act Title XVI Projects

## 💧 Grant Application

- American Canyon and Petaluma projects
- Application for \$2,380,500 contributing toward \$9,522,00 in project construction costs

# State Advocacy



# FYI – Long-Term Water Conservation Mandates

## Signed May 31

- 💧 **SB 606 (Hertzberg) and AB 1668 (Friedman)** – as previously reported, both bills were signed May 31.
- 💧 **Governor’s statement:** “In preparation for the next drought and our changing environment, we must use our precious resources wisely. We have efficiency goals for energy and cars – and now we have them for Water.”
- 💧 **As reflected in Governor’s press release, key provisions include:**
  - Establishing a per person water use goal of 55 gpd until 2025, 52.5 gallons from 2025 to 2030 and 50 gallons beginning in 2030.
  - Creating incentives for water suppliers to recycle water.
  - Requiring both urban and agricultural water suppliers to set annual water budgets and prepare for drought.



# SB 5 – Parks (and some Water) Bond – and Meral effort

- 💧 As a reminder, if approved by the voters in June, SB 5 would provide \$80 million dollars for recycled water funding (excluding planning grants)
- 💧 The November 2018 water funding initiative spearheaded by Jerry Meral – will provide \$400 million for recycled water purposes.

# SWRCB – Recycled Water Policy/Proposed Amendments

- 💧 June 26 was the comment deadline for proposed policy amendments.
- 💧 As noted in emails prior to the deadline, among other proposals, the draft policy would add a parallel recycled water goal to the policy as follows:
  - **“Minimize the direct discharge of treated municipal wastewater to enclosed bays, estuaries and coastal lagoons, and ocean waters, except where necessary to maintain beneficial uses. For the purpose of this goal, treated municipal wastewater does not include brine discharges from recycled water facilities or desalination facilities.**

# SWRCB – Recycled Water Policy/Proposed Amendments

💧 The WateReuse/CASA/ACWA/CMUA comment letter included the following text in response to the ocean discharge-related proposal:

- **“Our associations do not support the inclusion of this new goal.** First, we view minimizing wastewater discharges only to oceans and bays as a way to increase awareness of water recycling focused solely in coastal areas – **not a statewide goal in and of itself...** Additionally, by elevating this concept to a Policy goals, the Board would be sending a message that recycling in inland areas for agriculture and other purposes is a lower priority than coastal recycling and provide a platform for those who say water recycling should not occur unless the wastewater would otherwise flow to a saline water body. **We respectfully disagree with this principle.”**

# Phase 2: Engineering and Environmental Services Public Outreach



# Engineering Services



# Engineering Services

- 💧 Phase 2 Construction Grant Application No. 2
  - Completed July 17, 2018
  - Projects
    - Resubmittal of Petaluma treatment plant expansion
    - New American Canyon projects

# NEPA and CEQA Document Services



# CEQA/NEPA Services

## Phase 2 EIR/EIS Draft EIR/EIS Circulation

- Close of CEQA Public Comment Period
  - Public Meetings: May 7, May 9, May 10, May 14
  - CEQA Public Comment Period Closed May 18
- 4 Comment Letters Received;
  - SWRCB
  - Caltrans
  - Dept of Conservation: Division of Oil, Gas and Thermal Resources
  - SF Bay Trails
- Preparation of Admin Draft Final EIR/EIS, Admin Draft SCWA Findings



# CEQA/NEPA Services

## 💧 Phase 2 EIR/EIS – 3-Month Look Ahead: July 2018 to Sept 2018

- Final EIR/EIS:
  - Final EIR/EIS Circulation: July 10
  - SCWA Certification and Project Approvals: August 14
- Member Agency Approvals August/September

## 💧 Reclamation Review

- Solicitor Review/Federal Register: July 2018
- Federal Register Review: August/September 2018
- SHPO Section 106 Consultation: July, 2018
  - Tribal Consultations Completed
  - Reclamation consulting with SHPO
- USFWS Section 7 Consultation:
  - Biological Assessment to Reclamation under Review
  - USFWS Section 7 Consultation July, August 2018

# EIR/EIS Schedule: Key Dates

Activities	Review Responsibilities	Start	Anticipated Finish	Potential Finish
<b>NBWRA Agency Review</b>	<b>NBWRA Member Agencies</b>	<b>6/1/2018</b>	<b>8/15/2018</b>	<b>8/15/2018</b>
Final EIR		7/1/2018	7/15/2018	7/15/2018
Final EIR Circulation		7/15/2018	7/30/2018	7/30/2018
SCWA Consideration		8/14/2018	8/14/2018	8/14/2018
<b>Member Agency Approvals</b>	<b>Local Approvals</b>	<b>8/15/2018</b>	<b>9/30/2018</b>	<b>9/30/2018</b>

# EIS/ROD Activities: Key Dates

Activities	Start	Anticipated Finish	Potential Finish
<b>EIS Tasks</b>			
<b>Reclamation/SOI Review</b>	<b>4/3/2018</b>	<b>5/15/2018</b>	<b>7/30/18</b>
<b>Federal Register Notice</b>	<b>5/15/2018</b>	<b>6/1/2018</b>	<b>8/15/18</b>
<b>60 Day Public Review</b>	<b>6/1/2018</b>	<b>7/15/2018</b>	<b>10/15/18</b>
<b>Final EIS Response to Comments</b>	<b>7/15/2018</b>	<b>7/30/2018</b>	<b>11/1/18</b>
<b>Section 106 Cultural Resources Consultation</b>	<b>12/1/2017</b>	<b>6/30/2018</b>	<b>Complete</b>
<b>Section 7 USFWS Consultation</b>	<b>12/1/2017</b>	<b>8/30/2018</b>	<b>10/30/18</b>
<b>Reclamation ROD</b>	<b>6/1/2017</b>	<b>8/30/2018</b>	<b>10/30/18</b>
<b>Draft ROD</b>	<b>6/1/2017</b>	<b>7/1/2018</b>	<b>10/30/18</b>
<b>Final ROD</b>	<b>7/1/2018</b>	<b>7/30/2018</b>	<b>11/30/18</b>
<b><i>Federal Register Notice</i></b>	<b><i>8/1/2018</i></b>	<b><i>8/30/2018</i></b>	<b><i>11/30/18</i></b>

# Completing CEQA/NEPA Documents

- 💧 Budget Reconciliation and Possible Amendment May Be Needed
- 💧 Due to Scale of Program in Final Documents v Original Scope of Work
  - Project/Program Elements
  - Supplemental EIR/EIS
  - Secretary of Interior Order 3355: Page Restrictions
  - Reclamation Review and Tracking
  - Cultural Resources Project Specific Issues
    - Petaluma Field Work
    - American Canyon
    - Soscol Storage: Option B Development/Field Work
  - 508 Document Formatting
- 💧 Reclamation Coordination and Delay

# Public Outreach Services



# Public Outreach

- 💧 NBWRA Title XVI Program website updates and member notifications
- 💧 Coordination with ESA on related noticing for EIR/EIS final circulation

# The NBWRA: Program Status and Looking Forward

## Item 9



# Context and Program Status

## 💧 July – December 2016

- Members stated costs were too high and directed budget reductions
- Modified cost-share formula was proposed and a budget approved

## 💧 Board direction to cut costs

- Reduced meetings to 4 Board meetings a year (50% reduction in costs)
- Reduced Program Development and Advocacy (40% reduction in costs)
- Phase 1 is fully funded; begin close out

## 💧 Costs to complete Feasibility Study and EIR/EIS remained the core priority



# Current Program Activities

## Tasks for June 2018 – July 2019

- Engineering Services: Completing Feasibility Study, Environmental Documents and Public Outreach
- Program Development, Federal and State Advocacy
- Program Management
- NBWRA Administration

**July 2018 – June 2019**

**Engineering Services:  
Completing Feasibility Study,  
Environmental Documents and Public Outreach**

# July 2018 – June 2019 Engineering Activities

## Phase 1

- 💧 Provide support to SCWA for close out activities (contract task 6)

## Phase 2

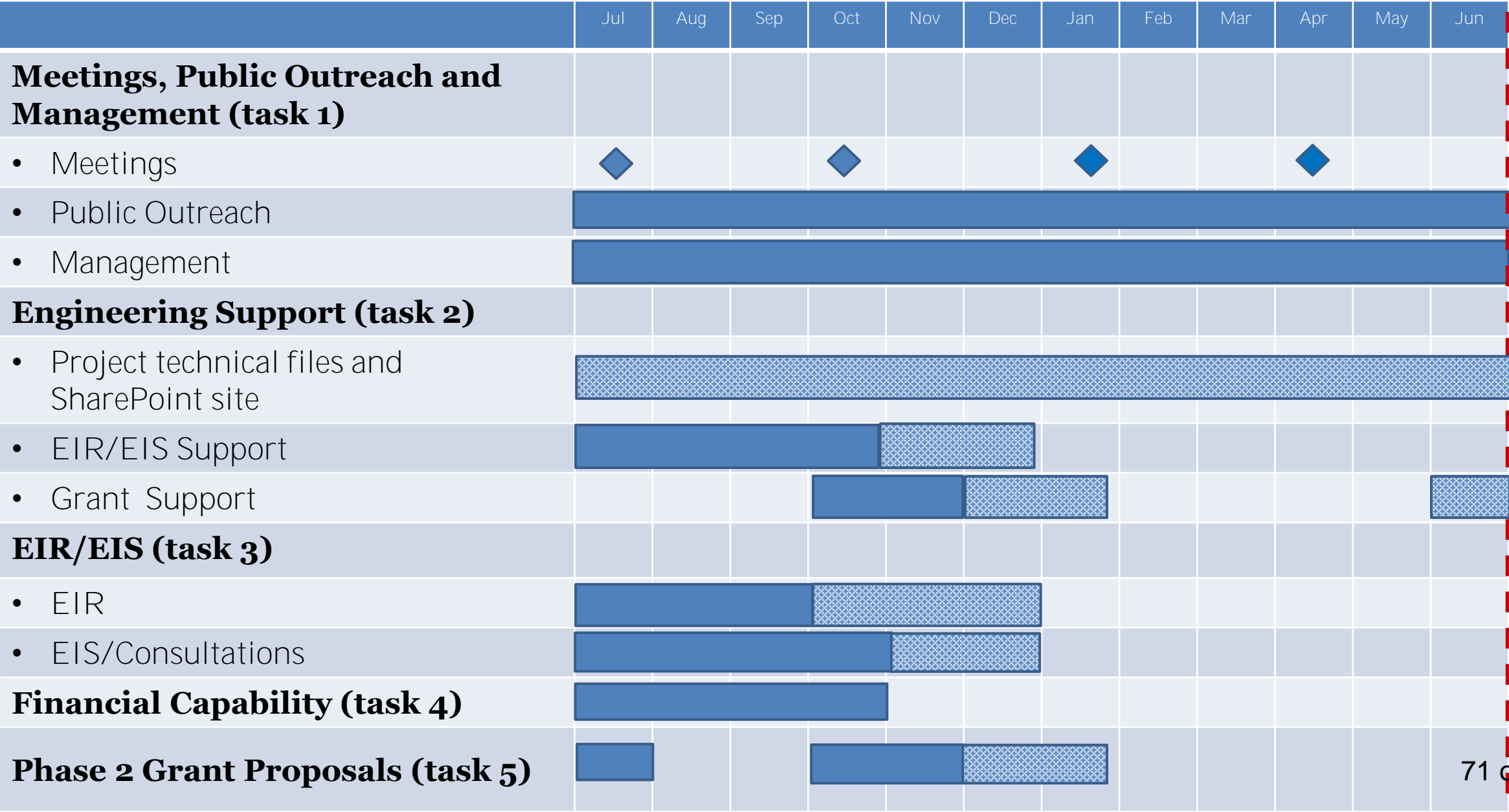
- 💧 Meetings, Public Involvement and Management (contract task 1)
  - Meetings: Prepare for and attend four (4) Board meetings
  - Public Outreach: Support to NBWRA Program communications
  - Management and administration of subconsultant contracts

# July 2018 – June 2019 Engineering Activities

## Phase 2 - continued

- 💧 Feasibility Study and Engineering Support (contract task 2)
  - Update and maintain project technical files and on the SharePoint site
  - Support to technical aspects of environmental review, permitting, and funding
  - Update project descriptions and costs to prepare agencies for grant proposals
- 💧 Complete EIR, EIS, and Federal Consultations (contract task 3)
- 💧 Complete Financial Capability Analysis (contract task 4)
- 💧 Prepare (2) WaterSMART Title XVI Implementation Grants (contract task 5)

# July 2018 – June 2019 Schedule of Activities



End of Current Agreement

**July 2018 – December 2018**

**Program Development, Federal and State Advocacy**

# July 2018 – December 2018: Activities

## **Program Development, Federal and State Advocacy**

### ■ **Program Development**

- Develop position papers, support letters and materials needed to ensure Phase 2 members can compete for Reclamation Title XVI - WIIN Act grants
- Work to increase appropriations to support an adequately funded grant program






### ■ **Federal Advocacy**

- Using materials developed by Program Development, advocate with the Administration and elected officials in support of WIIN Act policy and appropriations

### ■ **State Advocacy**

- Monitor recycled water policy and legislation that could benefit or impact members interests

# July 2018 – December 2018 Activities

	Jul	Aug	Sep	Oct	Nov	Dec	Jan	Feb	Mar	Apr	May	Jun
NBWRA Board Meetings							End of Current Agreement					
Program Development												
• Federal Advocacy												
• State Advocacy												

◆ In Current Contract



**July 2018 – June 2019**

**Program Manager**

## July 2018 – June 2019

- 💧 Task 1: Board of Directors Meeting Management
- 💧 Task 2: Financial Management
- 💧 Task 3: Project Support and Review
- 💧 Task 4: Program Planning
- 💧 Task 5: Governance Issues

**July 2018 – June 2019**

**NBWRA Administration**

# July 2018 – June 2019

## 💧 Budget

- Adopted budget by following March/April
- Allocation of Costs to Member Agencies in May/June
- Invoice Member Agencies

## 💧 Contracts

- Prepare all contracts for upcoming FY
- Track consultants; review invoices monthly

## 💧 Accounting

- Admin Agency will track cost of Authority (funds in and funds out)
- Admin Agency will provide quarterly reports to Authority (assuming Authority meets quarterly)

# July 2018 – June 2019

## 💧 Grant/Funding Management

- Manage agreements with USBR
- Ensure compliance with State, Federal, and grants terms/regulation
- Pass-through reimbursement funds to USBR members

## 💧 Other

- Secure meeting space for BOD/TAC meetings
- Participate in team calls
- Other miscellaneous duties as necessary

# NBWRA July 2018 – June 2019 Schedule

	Jul	Aug	Sep	Oct	Nov	Dec	Jan	Feb	Mar	Apr	May	Jun
<b>NBWRA Board Meetings</b>	◆			◆			◆			◆		
<b>Engineering Services</b>												
• Public Outreach												
• EIS/EIR												
<b>Program Development, Federal and State Advocacy</b>												
<b>Program Manager</b>												
<b>NBWRA Administration</b>												

# Beyond FY 18/19: Looking Forward



# Engineering Services: What's Beyond FY18/19

- 💧 Meetings, Public Outreach and Management (task 1)
  - Meetings: [How many and for what purpose?](#)
  - Public Outreach: [Outreach and Communication needs such as notifications & website](#)
  - Management and Administration: [Costs associated with consulting contracts](#)
- 💧 Feasibility Study and Engineering Support (task 2)
  - [Maintain and update project technical files and on the SharePoint site?](#)
  - [Update project descriptions and costs in preparation for grant applications](#)
- 💧 WaterSMART Title XVI Implementation Grants (task 5)
  - [Up to 5 annual WaterSMART Title XVI Implementation Grants?](#)
  - [Contract administration with SCWA?](#)

Note: None of the above listed tasks are in current scopes or budget



# Program Development: What Could be Undertaken in 2019 Item No. 9

## Program Development

- Amend the statute/remove requirement that WIIN Act grant recipients be listed in the following years enacted legislation before they receive funding
  - This requirement can add 8-10 months wait time to disbursement of grant funds resulting in construction delays and loss of opportunity costs
  - Construction can start with a financial assistance agreement in place prior to initiation
  - Requires legislation
- Policy work on WIIN Act criteria pertaining to value of what recycle water provides to a region vs cost-per-act/ft metric
  - Will help Phase 2 grant applications score better based on value of water to the region
  - Continues NBWRA leadership in recycled water policy and USBR guidance documents
  - Requires resource economist sub-consultant white paper

# Program Development: What Could be Undertaken in 2019 Item No. 9

## 💧 **Program Development – cont.**

- Continue work to increase appropriations to support an adequately funded grant program
- Create new position papers, support letters and materials needed in support of the above

## 💧 **Federal Advocacy**

- Using materials developed under Program Development, advocate with the Administration and elected officials in support of policy changes, legislation and appropriations

## 💧 **State Advocacy**

- Using materials developed under Program Development, monitor and advocate for recycled water project criteria and funding
  - \$80m in SB5 and \$400m in 2018 Water Bond (pending voter approval)

Note: None of the above listed tasks are in current scopes or budget

# Options to Consider

- 💧 NBWRA Program Development and Advocacy
  - Assigned tasks are completed and will end December 2018
  - If you want to continue activities supporting water reuse project implementation starting in January 2019, those tasks would require a NBWRA budget amendment
  
- 💧 Potential option if NorthBay WATER proceeds
  - Combine NBWRA and NorthBay WATER Program Development and Advocacy activities
  - Costs could be shared with a potentially larger group, therefore saving money
  - Expand to include a broader range of water project implementation funding
  - Combined Meetings and Public Outreach could save money & your time

# Items for Future Discussion & Action

## Item 10



# Next Meeting: October 22, 2018

## Draft Agenda

- 💧 Title XVI Program
  - Regular Business Reports
  - Phase 1 and 2: Status and Activities
  - Status of Phase 2 Construction Grant application

# Comments from Chair and Board Members

## Item 11





# Adjourn

Item 12

